



# BOARD PACKAGE

November 1, 2023

Special Board Meeting – 5:00 p.m.

## **SPECIAL BOARD MEETING AGENDA**

November 1, 2023 – 5:00 p.m.  
Phelan Community Center  
4128 Warbler Road, Phelan, CA 92371  
& Via Conference Call (see below)

### **SPECIAL BOARD MEETING – 5:00 P.M.**

**Call to Order** – Pledge of Allegiance

#### **Roll Call**

#### 1) **Approval of Agenda**

2) **Public Comment** – Under this item, any member of the public wishing to directly address the Board on any item of interest that may or may not be within the subject matter jurisdiction of the Board, but not listed on the agenda, may do so at this time. However, the Board is prohibited by law from taking any action on any item not appearing on the agenda unless the action is otherwise authorized by the Brown Act. Any member of the public wishing to directly address the Board on any item listed on the agenda may do so when the item is being considered by the Board. Speakers are requested to be brief in their remarks. The Chair may limit each speaker to a comment period of five (5) minutes.

a) **General Public**

b) **Community Reports**

- C.E.R.T.
- County Supervisor
- Federal Representatives
- Fire
- Mojave Water Agency
- School District
- Sheriff
- State Representatives

#### 3) **Consent Items**

- Approval of Minutes
- Approval of Board Stipends/Reimbursements
- Approval of Contractor Payments
- Acceptance of September Disbursements
- Acceptance of Quarterly Financial Statements

#### 4) **Matters Removed from Consent Items**

#### 5) **Presentations/Appointments** – None

#### 6) **Continued/New Agenda Items**

- Discussion & Possible Action Regarding Fuel Dispensing and Storage Facility at the Oasis Operations Maintenance Yard



#### **Mission Statement:**

*The Mission of the Phelan Piñon Hills Community Services District is to efficiently provide authorized services and maximize resources for the benefit of the community.*

#### **Authorized Services:**

- Water
- Parks & Recreation
- Street Lighting
- Solid Waste & Recycling



- b) Discussion & Possible Action to Approve SCE Invoices in the Amount of \$59,995.43 for the Civic Center/Phelan Park Expansion Project
- c) Update on the Proposed Civic Center & Phelan Park Expansion Projects

7) **Committee Reports/Comments**

- a) Engineering Committee (Standing)
- b) Finance Committee (Standing)
- c) Legislative Committee (Standing)
- d) Parks, Recreation & Street Lighting Committee (Standing)
- e) Waste & Recycling Committee (Standing)

8) **Staff and General Manager's Report**

9) **Reports**

- a) Director's Report
- b) President's Report

10) **Correspondence/Information**

11) **Review of Action Items**

- a) Prior Meeting Action Items
- b) Current Meeting Action Items

12) **Set Agenda for Next Meeting**

- Regular Board Meeting – November 8, 2023

13) **Recess to Closed Session**

CONFERENCE WITH REAL PROPERTY NEGOTIATORS

Pursuant to Government Code Section 54956.8

Property: 17900 Sheep Creek Road, El Mirage, California (APN 0457-161-83 & 0457-161-83)

District Negotiator: Donald J. Bartz, General Manager; Steven M. Kennedy, General Counsel

Negotiating Party: Circle Green, Inc.

Under Negotiation: Price & Terms of Purchase

CONFERENCE WITH REAL PROPERTY NEGOTIATORS

Pursuant to Government Code Section 54956.8

Property: Pinon Hills Community Center, 10433 Mountain Road, Pinon Hills, California

District Negotiator: Donald J. Bartz, General Manager; Steven M. Kennedy, General Counsel

Negotiating Party: San Bernardino County Fire Protection District

Under Negotiation: Price & Terms of Use Agreement

CONFERENCE WITH LEGAL COUNSEL – ANTICIPATED LITIGATION

Significant exposure to litigation pursuant to Government Code Section 54956.9(d)(2)

One Potential Case

CONFERENCE WITH LEGAL COUNSEL – ANTICIPATED LITIGATION

Initiation of Litigation Pursuant to Government Code Section 54956.9(d)(4)

Two Potential Cases

14) **Return to Open Session** – Announcement of Reportable Action

15) **Adjournment**

*Pursuant to Government Code Section 54954.2(a), any request for a disability-related modification or accommodation, including auxiliary aids or services, that is sought in order to*

*participate in the above-agendized public meeting should be directed to the District's General Manager at (760) 868-1212 at least 24 hours prior to said meeting.*

*Agenda materials can be viewed online at [www.pphcsd.org](http://www.pphcsd.org)*

**Remote Viewing:**

To watch the livestream (view only – nonparticipating), visit our YouTube channel:

[PPHCSD YouTube Channel Link](#)

**Remote Participation:**

To provide public comment, or otherwise participate remotely, select the meeting you wish to attend on the District's website and then click the "Join Remote Meeting" option.

<https://www.pphcsd.org/meetings>

*Please be advised that remote participation and livestreaming options are provided as a courtesy to the public and technical issues could occur, resulting in delays or the inability to participate remotely or livestream. It is recommended that you attend in person to ensure you are able to participate.*

**Written Comments:**

You may also email your public comment to the Board Secretary at [ksevy@pphcsd.org](mailto:ksevy@pphcsd.org) by the meeting start time listed on this agenda. Your comment will be added to the record by the Board Secretary.

*Please check the District website for updates on this meeting. We encourage you to sign up for our email notifications by emailing [ksevy@pphcsd.org](mailto:ksevy@pphcsd.org) or by visiting our website and completing the signup form at [www.pphcsd.org](http://www.pphcsd.org) under the "Agendas and Minutes" tab.*

# Agenda Item 3a

Approval of Board Minutes

## **REGULAR BOARD MEETING MINUTES**

October 11, 2023 – 5:00 p.m.  
Phelan Community Center  
4128 Warbler Road, Phelan, CA 92371  
& Remotely Via Zoom or Conference Call

**Board Members Present:** Rebecca Kujawa, President  
Mark Roberts, Vice President  
Chuck Hays, Director  
Deborah Philips, Director  
Greg Snyder, Director

**Board Members Absent:** None

**Staff Present:** Don Bartz, General Manager  
Lori Lowrance, Assistant General Manager/CFO  
Kim Sevy, HR & Solid Waste Manager/District Clerk

**District Counsel:** Steve Kennedy, General Counsel

### **REGULAR BOARD MEETING – 5:00 P.M.**

#### **Call to Order**

President Kujawa called the meeting to order at 5:00 p.m. and the Pledge of Allegiance was conducted.

#### **Roll Call**

All Directors were present at roll call.

#### **1) Approval of Agenda**

Director Philips moved to approve the Agenda as amended. Director Hays seconded the motion. Motion carried 5-0.

#### **2) Public Comment**

##### **a) General Public**

- Jeff Haggard regarding buried fire hydrant,
- Member of the Public regarding inquiry about District responsibility for road maintenance.

##### **b) Community Reports**

- Victor Hernandez, Field Representative for Senator Ochoa-Bogh, provided a legislative update.

**3) Consent Items**

Vice President Roberts moved to approve the consent items. Director Snyder seconded the motion. Motion carried 5-0.

**4) Matters Removed from Consent Items – None****5) Presentations/Appointments****• Water Rate Study Report**

By: Habib Isaac, IB Consulting Inc.

Mr. Isaac provided a presentation of the Water Rate Study Report and answered questions from the Board and public.

**6) Continued/New Agenda Items****a) Public Hearing on Proposed Water Rates**

President Kujawa declared the Public Hearing open at 5:41 p.m.

**1) Secretary's Report**

Ms. Sevy reported the District received 11 total written protests, objections, and comments on the proposed water rate increase and water rate schedule at the time of the hearing.

**2) Attorney's Report on Action Taken Prior to this Hearing**

Mr. Kennedy reported Notice of Hearing was mailed out on August 25, 2023, to approximately 7,200 metered customers, in compliance with Proposition 218. The Notice of Hearing was also posted in the District Office and on the District Website on August 25, 2023. Compliance with all legal requirements for this hearing are within the manner and time specified in Proposition 218.

**3) Staff's Report**

Mr. Bartz reported that the District provides water service to approximately 7,200 customers. The District's water system includes 353 miles of pipeline that range in diameter from 4 inches to 16 inches. Customers are primarily served with groundwater from the local aquifer through wells within the Mojave Basin Adjudication and the Antelope Valley Adjudication.

The District periodically reviews water rates to determine if revenues are sufficient to pay for costs to operate the water utility and to build, repair, and upgrade infrastructure. The District engaged IB Consulting, Inc. to prepare the District's required Water Rate Study.

The purpose of the Rate Study is to develop a financial plan, with associated rates and charges, designed to ensure revenues are sufficient to fund the ongoing operating and capital costs necessary to operate the water department, while meeting the financial requirements and goals set forth by the District. As a government enterprise, the District's water utility is not a for-profit company. Also,

water revenues do not provide funding for government fund activities such as parks and recreation.

The District's most recent water rates were adopted in December 2021. Since then, the District has experienced an increase in operating costs primarily due to hyperinflation. For example, a fire hydrant was approximately \$2,300 in 2020. The same part in 2022 was \$4,000. Since 2022, the cost has further increased to \$5,200 as quoted this month. Extraordinary increases have impacted all materials and services, such as electricity, required to operate the water utility.

The District is also preparing for increased water costs resulting from ramp down of the District's free production allowance, or the District's ability to pump groundwater without paying replacement water costs to the watermaster. While the District has acquired approximately 5,000 Acre Feet of water rights in Mojave Water Agency's service area, with production ramp downs implemented by Mojave, the District's Free Production Allowance for fiscal year 2024 is 2,518 acre feet and will reduce to 1,582 acre feet by fiscal year 2028 resulting in the necessity to purchase replacement water from Mojave Water Agency.

To ensure the proportional share of water costs are allocated fairly, a new tier structure based on the free production allowance has been recommended for all customer classes. This will reduce the number of tiers from three to two and will remove commercial, institutional, and industrial customer classes. The Chromium-6 surcharge will remain at \$9.71 per month and will expire in fiscal year 2031 if the maximum contaminant level set by the state is 10 parts per billion or higher and capital cost projections remain within budget.

#### 4) **Public Comments, Protests, and Objections**

Public comments, protests, and objections were provided by Nord Embroden & an unidentified member of the public.

Director Philips moved to close the Public Hearing. Director Snyder seconded the motion. Motion carried 5-0 and the Public Hearing closed at 6:19 p.m.

#### b) **Discussion & Possible Adoption of Resolution No. 2023-27; Determining There Was No Majority Protest of the Proposed Water Rate Increases and Adopting a Water Rate Schedule and Superseding Existing Rates**

Staff Recommendation: For the Board to adopt Resolution No. 2023-27; Determining There Was No Majority Protest of the Proposed Water Rate Increases and Adopting a Water Rate Schedule and Superseding Existing Rates.

Mr. Bartz introduced this item.

Director Snyder moved to adopt Resolution No. 2023-27. Vice President Roberts seconded the motion. Motion carried 5-0.

c) **Update on Solid Waste Program Implementation**

Staff Recommendation: None

Ms. Sevy provided a presentation. Note: The presentation is available at [www.PPHCSD.org](http://www.PPHCSD.org).

No action taken; not an action item.

d) **Update on the Proposed Civic Center & Phelan Park Expansion**

Staff Recommendation: None

No action taken; not an action item.

7) **Committee Reports/Comments**

- a) **Engineering Committee (Standing)** – Met and reviewed projects and the water system. Discussed watermaster.
- b) **Finance Committee (Standing)** – A special meeting is scheduled for October 24, 2023.
- c) **Legislative Committee (Standing)** – Has not met since last Board meeting.
- d) **Parks, Recreation & Street Lighting Committee (Standing)** – Has not met.
- e) **Waste & Recycling Committee (Standing)** – Meets next week at 2:30 p.m.

8) **Staff and General Manager's Report**

Nothing further to report.

9) **Reports**

- a) **Director's Report**
  - Snyder** – Nothing to report.
  - Hays** – Nothing to report.
  - Roberts** – Nothing to report.
  - Snyder** – Attended MWA's Wonders of Water class.

- b) **President's Report** – Nothing to report.

10) **Correspondence/Information** – The items in the packet were noted.

11) **Review of Action Items**

- a) **Prior Meeting Action Items**
  - Fuel Storage options will be brought to a future Board meeting after proposals are finalized.
  - Contact MWA about providing a presentation on rampdown and the adjudication at a future meeting – completed.
- b) **Current Meeting Action Items** – None

12) **Set Agenda for Next Meeting**

- Regular Board Meeting – October 25, 2023, 5:00 p.m.

13) **Adjournment**

With no further business before the Board, the meeting was adjourned at 6:35 p.m.

NOTE: The Closed Session was cancelled.

Agenda materials can be viewed online at [www.pphcsd.org](http://www.pphcsd.org)

\_\_\_\_\_  
Rebecca Kujawa, President of the Board

\_\_\_\_\_  
Date

\_\_\_\_\_  
Kim Sevy, HR & Solid Waste Manager/District Clerk

\_\_\_\_\_  
Date





# Agenda Item 3b

Approval of Board  
Stipends/Reimbursements

# Phelan Piñon Hills Community Services District

## BOARD STIPEND & EXPENSE VOUCHER/REPORT

<b>2023</b>		AB1234 Compliant							Report of items paid for with District Credit Card***																																								
*MAXIMUM PAID @ \$120 PER MEETING DAY AND LIMITED TO 10 MEETINGS PER MONTH		Name: <b>Mark Roberts</b>		Date: <b>October 19, 2023</b>																																													
Reimbursed @ 0.655				REIMBURSEMENT REQUESTED				CREDIT CARD EXPENSES																																									
Date of mtg. or event	A	Expense Description / Business Purpose	*Meeting (\$120 or N/C)	Miles	Mileage**	Meals	Lodging	Other	Meals	Lodging	Other																																						
09/13/23		Regular Board Meeting	120.00		-																																												
09/20/23		Engineering Committee Meeting	120.00		-																																												
09/27/23		Regular Board Meeting	120.00		-																																												
					-																																												
					-																																												
					-																																												
					-																																												
					-																																												
					-																																												
					-																																												
					-																																												
					-																																												
					-																																												
					-																																												
					-																																												
					-																																												
					-																																												
					-																																												
					-																																												
<b>Totals</b>			<b>360.00</b>	-	-	-	-	-	-	-	-																																						
<p style="color: red; font-size: small;">A: Board Approved? (section 2.4)</p> <div style="border: 1px solid black; background-color: yellow; padding: 5px; margin: 5px 0;"> <p style="font-size: small;">I certify the expenses listed above are related to my authorized travel according to the Phelan Piñon Hills Community Services District Policies.</p> </div> <p style="font-weight: bold; font-size: small;">Board member's signature below</p> <p style="text-align: center; font-size: small;"><i>Mark Roberts</i></p> <p style="text-align: center; font-size: small;">_____ Signature</p>				<p style="text-align: center; font-size: small;">Totals:</p> <table style="width: 100%; border-collapse: collapse;"> <tr> <td style="font-size: small;">Acct # _____</td> <td style="font-size: small;">Meetings</td> <td style="text-align: right; font-size: small;">360.00</td> <td style="font-size: small;">Payroll</td> <td style="font-size: small;">Date</td> </tr> <tr> <td>_____</td> <td style="font-size: small;">Mileage</td> <td style="text-align: right; font-size: small;">-</td> <td style="font-size: small;">Board Mtg</td> <td>_____</td> </tr> <tr> <td>_____</td> <td style="font-size: small;">Meals</td> <td style="text-align: right; font-size: small;">-</td> <td></td> <td></td> </tr> <tr> <td>_____</td> <td style="font-size: small;">Lodging</td> <td style="text-align: right; font-size: small;">-</td> <td></td> <td></td> </tr> <tr> <td>_____</td> <td style="font-size: small;">Other</td> <td style="text-align: right; font-size: small;">-</td> <td></td> <td></td> </tr> <tr> <td></td> <td style="text-align: right; font-weight: bold; font-size: small;">Grand Total</td> <td style="text-align: right; border-top: 1px solid black; border-bottom: 3px double black; font-size: small;"><b>360.00</b></td> <td></td> <td></td> </tr> </table>				Acct # _____	Meetings	360.00	Payroll	Date	_____	Mileage	-	Board Mtg	_____	_____	Meals	-			_____	Lodging	-			_____	Other	-				Grand Total	<b>360.00</b>			<table style="width: 100%; border-collapse: collapse;"> <tr> <td style="font-size: small;">Meals</td> <td style="text-align: right; font-size: small;">-</td> </tr> <tr> <td style="font-size: small;">Lodging</td> <td style="text-align: right; font-size: small;">-</td> </tr> <tr> <td style="font-size: small;">Other</td> <td style="text-align: right; font-size: small;">-</td> </tr> <tr> <td></td> <td style="text-align: right; border-top: 1px solid black; border-bottom: 3px double black; font-size: small;"><b>-</b></td> </tr> </table>				Meals	-	Lodging	-	Other	-		<b>-</b>
Acct # _____	Meetings	360.00	Payroll	Date																																													
_____	Mileage	-	Board Mtg	_____																																													
_____	Meals	-																																															
_____	Lodging	-																																															
_____	Other	-																																															
	Grand Total	<b>360.00</b>																																															
Meals	-																																																
Lodging	-																																																
Other	-																																																
	<b>-</b>																																																

\*\*Mileage is automatically calculated based on the number of miles entered.

\*\*\*Credit card receipts must be turned in to the office within 24 hours of the charge or return to the District.

**Phelan Piñon Hills Community Services District**

Board Stipend & Mileage Report - 2023

**Name:** Rebecca Kujawa  
**Current Date:** October 25, 2023  
**Reimbursement Month:** October

**Meeting No. 1:**

Date of Meeting/Event: Wednesday, October 11, 2023  
 Expense Description/Business Purpose: Regular Board Meeting  
 Charge Amount: \$120  
 Mileage (Distance): 0

**Meeting No. 2:**

Date of Meeting/Event (2): Monday, October 16, 2023  
 Expense Description/Business Purpose (2): ASBCSD Board Meeting  
 Charge Amount (2): \$120  
 Mileage (Distance) (2): 0

**Meeting No. 3:**

Date of Meeting/Event (3): Wednesday, October 18, 2023  
 Expense Description/Business Purpose (3): Engineering Committee Meeting  
 Charge Amount (3): \$120  
 Mileage (Distance) (3): 0

**Meeting No. 4:**

Date of Meeting/Event (4): Monday, October 23, 2023  
 Expense Description/Business Purpose (4): ASBCSD Dinner Meeting  
 Charge Amount (4): \$120  
 Mileage (Distance) (4): 67.4

**Meeting No. 5:**

Date of Meeting/Event (5):  
 Expense Description/Business Purpose (5):  
 Charge Amount (5):  
 Mileage (Distance) (5):

**Meeting No. 6:**

Date of Meeting/Event (6):  
 Expense Description/Business Purpose (6):  
 Charge Amount (6):  
 Mileage (Distance) (6):

**Meeting No. 7:**

Date of Meeting/Event (7):  
 Expense Description/Business Purpose (7):  
 Charge Amount (7):  
 Mileage (Distance) (7):

**Meeting No. 8:**

Date of Meeting/Event (8):  
 Expense Description/Business Purpose (8):  
 Charge Amount (8):  
 Mileage (Distance) (8):

**Meeting No. 9:**

Date of Meeting/Event (9):  
 Expense Description/Business Purpose (9):  
 Charge Amount (9):  
 Mileage (Distance) (9):

**Meeting No. 10:**

Date of Meeting/Event (10):  
 Expense Description/Business Purpose (10):  
 Charge Amount (10):  
 Mileage (Distance) (10):

**Other Expenses:**

List any meals, lodging, or other expenses you are requesting reimbursement for. Be sure to email or turn in your receipts within 24 hours of charges or return to the District.:

**Certification:**

I certify the expenses listed above are related to my authorized travel according to District policies.:

*Rebecca A Kujawa*

**Reimbursement Summary:**

TOTAL MILEAGE:	67.40
TOTAL REIMBURSED MILEAGE REQUESTED:	\$44.15
TOTAL MEETINGS:	4
TOTAL MEETING REIMBURSEMENT REQUESTED:	\$480.00
OTHER EXPENSES REQUESTED:	\$0.00
<b>Grand Total Reimbursement Requested:</b>	<b>\$524.15</b>

# Agenda Item 3c

Approval of Contractor  
Payments

# Payment Approval Form - Contract/Consultant

Date: 09/22/2023

Name of Vendor: Tom Dodson & Associates

Description of work: CEQA Compliance for Proposed 1.5 Million Gallon Reservoir at 6A

Purchase Order # PO-05528

Date of Board Approval June 14, 2023

Original Approved Amount: \$ 32,000.00

Total Contract Amount \$ 32,000.00

% Completed to Date 6%


Total Invoiced to Date \$1,897.50

Amount Paid to Date 1,322.50

**Total Due this Invoice \$575.00**


Total Contract Amount After Invoice: \$ 30,102.50

Certification that the above work is completed as reflected on the invoice.



Engineering Manager

10/12/23  
Date



General Manager

10/13/23  
Date

Approved by Board of Directors: \_\_\_\_\_

\_\_\_\_\_  
Date

**TOM DODSON & ASSOCIATES**

PO Box 2307  
 San Bernardino, CA 92406  
 Tel: (909) 882-3612



**Invoice**

DATE	INVOICE NO.
9/22/23	PPH-127-2

**BILL TO**

Phelan Pinon Hills CSD  
 Attn: George Cardenas  
 P.O. Box 294049  
 Phelan, CA 92329-4049

<b>PROJECT TITLE</b>			<b>DUE DATE</b>
CEQA for proposed 1.5 MG Tank PO#5528			10/22/23
<b>DESCRIPTION</b>	<b>HOURS</b>	<b>RATE</b>	<b>AMOUNT</b>
Env. Specialist II 8/31 - CEQA support	5	115.00	575.00
<b>SUMMARY AS OF AUG 31, 2023 (PPH-127)</b> Contract Amount (PO-05528)      \$32,000.00 Previously Invoiced                  \$1,322.50 This Invoice                                \$575.00 Total Invoiced To Date                \$1,897.50 Amount Paid                                \$0.00 Invoiced Amount Outstanding        \$1,897.50 Balance on Contract                    \$30,102.50			<b>Total</b> \$575.00
Make check payable to Tom Dodson & Associates Please remit within 30 days <i>Tom Dodson</i>			

*[Signature]*  
 APPROVED FOR PAYMENT  
 9/27/23 16  
 REG BOARD APPROVAL  
 PO 5528

**IB Consulting, LLC**  
 31938 Temecula Parkway, Suite A #350  
 Temecula, CA 92592  
 (615) 870-9371  
 aboehling@ibconsultinginc.com



**INVOICE**

**BILL TO**  
 Lori Lowrance  
 Phelan Pinion Hills CSD  
 4176 Warbler Rd  
 Phelan, CA 92371

**INVOICE** 19520  
**DATE** 10/02/2023  
**TERMS** Net 30  
**DUE DATE** 11/01/2023

**TIME PERIOD**  
 September 2023

ACTIVITY	DESCRIPTION	QTY	RATE	AMOUNT
Consulting Services	Principals: Report Revisions, Finalize Draft Report, PPT Revisions and Workshop Sr. Consultant: Report Table/References	15.4711111	225.00	3,481.00

FY 2023 Rate Study - Final Invoicing

**BALANCE DUE \$3,481.00**

**Estimate Summary**

Estimate 1082	53,640.00
Invoice 19458	18,540.00
Invoice 19506	12,190.00
Invoice 19443	5,290.00
Invoice 19426	6,090.00
Invoice 19492	4,729.00
Invoice 19474	3,320.00
This invoice 19520	\$3,481.00
<b>Total invoiced</b>	<b>53,640.00</b>



# Payment Approval Form - Contract/Consultant

Date: 10/18/2023

Name of Vendor: Tom Dodson & Associates

Description of work: CEQA Compliance for Proposed 1.5 Million Gallon Reservoir at 6A

Purchase Order # PO-05528

Date of Board Approval June 14, 2023

Original Approved Amount: \$ 32,000.00

Total Contract Amount \$ 32,000.00

% Completed to Date 17%

Total Invoiced to Date \$5,405.00

Amount Paid to Date 1,322.50

Amount Pending to be Paid \$ 575.00

**Total Due this Invoice \$3,507.50**

Total Contract Amount After Invoice: \$ 26,595.00

Certification that the above work is completed as reflected on the invoice.


Engineering Manager 10/18/23  
Date

General Manager 10/18/23  
Date

Approved by Board of Directors: \_\_\_\_\_  
Date



**TOM DODSON & ASSOCIATES**

PO Box 2307

San Bernardino, CA 92406

Tel: (909) 882-3612

**Invoice**

DATE	INVOICE NO.
10/17/23	PPH-127-3

**BILL TO**

Phelan Pinon Hills CSD

Attn: George Cardenas

P.O. Box 294049

Phelan, CA 92329-4049

**PROJECT TITLE**CEQA for proposed 1.5 MG Tank  
PO#5528**DUE DATE**

11/16/23

**DESCRIPTION****HOURS****RATE****AMOUNT**Env. Specialist II  
Sept: CEQA support

30.5

115.00

3,507.50

**SUMMARY AS OF SEPT 30, 2023 (PPH-127)**

Contract Amount	\$32,000.00
Previously Invoiced	\$1,897.50
This Invoice	\$3,507.50
Total Invoiced To Date	\$5,405.00
Amount Paid	\$1,322.50
Invoiced Amount Outstanding	\$4,082.50
Balance on Contract	\$26,595.00

Make check payable to Tom Dodson &amp; Associates

Please remit within 30 days

*Tom Dodson***Total****\$3,507.50**

APPROVED FOR PAYMENT

10/18/23

PO 5528



**PHELAN PIÑON HILLS COMMUNITY SERVICES DISTRICT**

P.O. Box 294049  
 Phelan, CA 92329-4049  
 (760) 868-1212

**PURCHASE ORDER**

**PO Number:** PO-05528

**Date:** 07/01/2023

**Request #:** PO-05528

**Vendor #:** TOMDOD

**ISSUED TO:** Tom Dodson & Associates  
 P.O. Box 2307  
 San Bernardino, CA 92405-

**SHIP TO:** Phelan Pinon Hills Community Services Distric  
 4176 Warbler Road  
 Phelan, CA 92371

ITEM	UNITS	DESCRIPTION	PROJECT	PRICE	GL ACCOUNT #	GL ACCOUNT NAM	AMOUNT
1		Proposed 1.5 MG Reservoir - CEQ CEQA compliance proposed IS/MND	C0109		01-0-0-17000	CIP Enterprise Fun	32,000.00
		Technical studies: Air Quality Biological Cultural Resources \$17,000					
		Intial Study (IS) \$15,000					
		Services not to exceed \$32,000					

**Requested By:** George Cardenas

**Date:** 7/1/2023

<b>SUBTOTAL:</b>	32,000.00
<b>TOTAL TAX:</b>	0.00
<b>SHIPPING:</b>	20 0.00
<b>TOTAL</b>	32,000.00

# Payment Approval Form - Contract/Consultant

Date: 09/22/2023

Name of Vendor: Wallace Group

Description of work: Phelan Park Expansion - 65% Dev. Phase 1

Purchase Order # PO-05614

Date of Board Approval June 14, 2023

Original Approved Amount: \$ 435,811.00

Total Contract Amount \$ 435,811.00

% Completed to Date 1%


Total Invoiced to Date \$3,842.50

Amount Paid to Date 0.00

**Total Due this Invoice \$3,842.50**

Total Contract Amount After Invoice: \$ 431,969.00


Certification that the above work is completed as reflected on the invoice.

  
Engineering Manager 10/12/23  
Date

  
General Manager 10/13/23  
Date

Approved by Board of Directors: \_\_\_\_\_  
Date





**Wallace Group**  
**A California Corporation**  
**612 Clarion Court**  
**San Luis Obispo, CA 93401**  
**Phone: 805-544-4011 Fax: 805-544-4294**

Phelan Piñon Hills Community Services District  
 4176 Warbler Rd  
 Phelan, CA 92371

September 26, 2023  
 Project No: 1764-0002-00  
 Invoice No: 60480  
**Invoice Total \$3,842.50**

Project 1764-0002-00 Phelan Piñon Hills Community Services District, Community Park Design  
 Development & Management

**Professional services rendered through August 31, 2023**

Phase 00100 Project Management & Administration  
 Fee

Billing Phase	Contract Amount	Percent Complete	Previous Fee Billing	Current Fee Billing
Project Management & Admin	32,165.00	0.00	0.00	0.00
Final Schmtc Plns 35% Cmpltn of CUP Pln	83,083.00	4.6249	0.00	3,842.50
50% Design Development	181,900.50	0.00	0.00	0.00
65% Design Development	138,362.50	0.00	0.00	0.00
Total Fee	435,511.00		0.00	3,842.50
<b>Total Fee</b>				<b>3,842.50</b>
<b>Total this Phase</b>				<b>\$3,842.50</b>

Phase 00200 Fnl Schmtc Plns 35% & Cmpltn of CUP Plns  
**Total this Phase 0.00**

Phase 00300 50% Design Development  
**Total this Phase 0.00**

Phase 00400 65% Design Development  
**Total this Phase 0.00**

**Total this Invoice \$3,842.50**

DESCRIPTION Park Expansion - Design & Development

GL ACCT # PO-056014  
 AMT \$3842.50

NOTES  
 PO # 056014  
 DEPT MGR  
 GEN MGR  
 ADMIN MGR

9/26/23  
 APPROVED FOR  
 PAYMENT  
 REQ BOARD APPROVAL  
 PO 5614 22

# Billing Backup

Tuesday, September 26, 2023

Wallace Group

Invoice 60480 Dated 9/26/2023

3:40:54 PM

Project 1764-0002-00 Phelan Piñon Hills Community Services District, Community Park Design  
Development & Management

Phase 00200 Fnl Schmtc Plns 35% & Cmpltn of CUP Plns

**Labor**

		<b>Hours</b>
Senior Land Surveyor II		
Marchenko, George	8/8/2023	.50
CA- discuss the effort to get data to translate project by other surveyor to state plane.		
Director of Landscape Architecture		
Wilkins, Matthew	8/1/2023	.25
Coordination with District		
Wilkins, Matthew	8/3/2023	.75
Site Design for ARPA Area		
Wilkins, Matthew	8/4/2023	.50
Review ARPA Design with MC		
Landscape Architect II		
Baird, Suzanne	8/4/2023	.50
Conceptual Plan Layout Revisions		
Baird, Suzanne	8/7/2023	2.00
Conceptual Plan Layout Revisions, Con Docs		
Baird, Suzanne	8/8/2023	1.00
Conceptual Plan Layout Revisions		
Landscape Designer I		
Connell, Marilynn	8/3/2023	2.00
Exhibits for Sports Courts and Community Garden Study		
Connell, Marilynn	8/4/2023	4.75
Exhibits for Sports Courts and Community Garden Study		
Connell, Marilynn	8/7/2023	1.00
Document Set-up and Prep		
Connell, Marilynn	8/14/2023	1.25
Revised Concept Exhibits		
Connell, Marilynn	8/16/2023	2.00
Revised Concept Exhibits		
Connell, Marilynn	8/21/2023	2.00
Tennis Court Exhibits		
Connell, Marilynn	8/22/2023	3.50
Tennis Court Option 1 Exhibit		
Connell, Marilynn	8/23/2023	3.25
Tennis Court Option 1 Exhibit		
Connell, Marilynn	8/24/2023	.25
Tennis Court Exhibits		
Connell, Marilynn	8/25/2023	6.00
Tennis Court Option 2 Exhibit		
Totals		31.50

**Total Labor**

**Total this Phase**

**Total this Project**

**Total this Report**



# PHELAN PIÑON HILLS COMMUNITY SERVICES DISTRICT PURCHASE ORDER

P.O. Box 294049  
 Phelan, CA 92329-4049  
 (760) 868-1212

**PO Number:** PO-05614

**Date:** 08/25/2023

**Request #:** PO-05614

**Vendor #:** WALL GROUP

**ISSUED TO:** Wallace Group, a California Corporation  
 612 Clarion Court  
 San Luis Obispo, CA 93401-

**SHIP TO:** Phelan Pinon Hills Community Services District  
 4176 Warbler Road  
 Phelan, CA 92371

ITEM	UNITS	DESCRIPTION	PROJECT	PRICE	GL ACCOUNT #	GL ACCOUNT NAM	AMOUNT
1		Phelan Park Expansion - 65% De Board Approval - June 14, 2023	C0078		22-2-0-17000	CIP - Parks & Rec	435,811.00
		17 acre design development for APN 3066-261-10 (Plaza Design) and APN 3066-251-18 (Phelan Park Expansion) Phase A - Management & Schematic Refinement Task 1 - Project Management and Administration - \$32,120 Task 2 - Final Schematics (35%) & Completion of CUP Plans - \$83,083  Phase B - Draft and Final Design Development (50% and 65%) Task 3 - 50% Design Development (DD) - \$181,900 Task 4 - 65% DD Plans, Spec Outline and EOPCC - \$137,788  Project Reimbursables - \$920  Grand Total: \$435,811					

**Requested By:** George Cardenas

**Date:** 8/25/2023

<b>SUBTOTAL:</b>	435,811.00
<b>TOTAL TAX:</b>	0.00
<b>SHIPPING:</b>	25 0.00
<b>TOTAL</b>	435,811.00



# Payment Approval Form - Contract/Consultant

Date: 10/18/2023

Name of Vendor: Wallace Group

Description of work: Phelan Park Expansion - 65% Dev. Phase 1

Purchase Order # PO-05614

Date of Board Approval June 14, 2023

Original Approved Amount: \$ 435,811.00

Total Contract Amount \$ 435,811.00

% Completed to Date 1%


Total Invoiced to Date \$5,262.00

Amount Pending to be Paid to Date 3,842.00

<b>Total Due this Invoice</b>	<b>\$1,420.00</b>
-------------------------------	-------------------

Total Contract Amount After Invoice: \$ 430,549.00

Certification that the above work is completed as reflected on the invoice.



Engineering Manager

10/18/23  
Date

General Manager

10/18/23  
Date

Approved by Board of Directors:

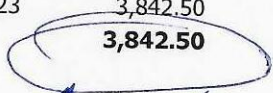
\_\_\_\_\_  
Date



Billing Phase	Contract Amount	Percent Complete	Previous Fee Billing	Current Fee Billing
65% Design Development	138,362.50	0.00	0.00	0.00
Total Fee	138,362.50		0.00	0.00
<b>Total Fee</b>				<b>0.00</b>
			<b>Total this Phase</b>	<b>0.00</b>
			<b>Total this Invoice</b>	<b>\$1,420.00</b>

**Outstanding Invoices**

Number	Date	Balance
60480	9/26/2023	3,842.50
<b>Total</b>		<b>3,842.50</b>


  
 9/26/23
   
 SUBMITTED FOR
   
 BOARD APPROVAL
   
 PLEASE CONFIRM

# Billing Backup

Tuesday, October 17, 2023

Wallace Group Invoice 60567 Dated 10/17/2023 1:13:14 PM

Project 1764-0002-00 Phelan Piñon Hills Community Services District, Community Park Design  
Development & Management

Phase 00100 Project Management & Administration

**Labor**

	<b>Hours</b>
Director of Landscape Architecture	
Wilkins, Matthew 6/9/2023 Project Schedule, Coordination with George	1.00
Wilkins, Matthew 6/14/2023 Board Meeting	.50
Wilkins, Matthew 6/15/2023 Coordination with Marketing on T&Cs	.25
Wilkins, Matthew 6/19/2023 Internal Coordination re. Contract Language	.25
Wilkins, Matthew 6/20/2023 Internal Coordination re. Contract Language	.75
Wilkins, Matthew 6/21/2023 Internal Coordination re. Contract Language	.25
Wilkins, Matthew 6/22/2023 Email District re. Contract Language	.25
Wilkins, Matthew 7/13/2023 Coordination with Project Team on Imprevious Areas	.50
Wilkins, Matthew 7/14/2023 Coordination with Project Team on Imprevious Areas	1.25
Wilkins, Matthew 7/26/2023 Coordination on Contract	.25
Wilkins, Matthew 8/22/2023 Coordination on PSA	.25
Wilkins, Matthew 8/23/2023 Coordination on PSA	.75
Wilkins, Matthew 9/5/2023 Coordination on Contract	.75
Wilkins, Matthew 9/14/2023 Job Opening	.25
Project Assistant II	
Mendoza Pacheco, Gabriela 9/14/2023 MJW Project Management.	.25
Mendoza Pacheco, Gabriela 9/15/2023 MJW Project Management.	.75
Totals	8.25
<b>Total Labor</b>	

**Total this Phase**  
**Total this Project**  
**Total this Report**



WALLACE GROUP

Wallace Group  
A California Corporation  
612 Clarion Court  
San Luis Obispo, CA 93401  
Phone: 805-544-4011 Fax: 805-544-4294

October 17, 2023

Project No: 1764-0002-00

Invoice No: 60567

Invoice Total **\$1,420.00**

Phelan Piñon Hills Community Services District  
4176 Warbler Rd  
Phelan, CA 92371

Project 1764-0002-00 Phelan Piñon Hills Community Services District, Community Park Design  
Development & Management

**Professional services rendered through September 30, 2023**

Phase 00100 Project Management & Administration  
Fee

Billing Phase	Contract Amount	Percent Complete	Previous Fee Billing	Current Fee Billing
Project Management & Admin	32,165.00	4.4147	0.00	1,420.00
Total Fee	32,165.00		0.00	1,420.00
<b>Total Fee</b>				<b>1,420.00</b>
<b>Total this Phase</b>				<b>\$1,420.00</b>

Phase 00200 Fnl Schmtc Plns 35% & Cmpltn of CUP Plns  
Fee

Billing Phase	Contract Amount	Percent Complete	Previous Fee Billing	Current Fee Billing
Final Schmtc Plns 35% Cmpltn of CUP Pln	83,083.00	4.6249	3,842.50	0.00
Total Fee	83,083.00		3,842.50	0.00
<b>Total Fee</b>				<b>0.00</b>
<b>Total this Phase</b>				<b>0.00</b>

Phase 00300 50% Design Development  
Fee

Billing Phase	Contract Amount	Percent Complete	Previous Fee Billing	Current Fee Billing
50% Design Development	181,900.50	0.00	0.00	0.00
Total Fee	181,900.50		0.00	0.00
<b>Total Fee</b>				<b>0.00</b>
<b>Total this Phase</b>				<b>0.00</b>

Phase 00400 65% Design Development  
Fee

*Handwritten signature and date 10/18/23*  
**APPROVED FOR PAYMENT**  
PO 5614



# PHELAN PIÑON HILLS COMMUNITY SERVICES DISTRICT PURCHASE ORDER

P.O. Box 294049  
 Phelan, CA 92329-4049  
 (760) 868-1212

**PO Number:** PO-05614

**Date:** 08/25/2023

**Request #:** PO-05614

**Vendor #:** WALL GROUP

**ISSUED TO:** Wallace Group, a California Corporation  
 612 Clarion Court  
 San Luis Obispo, CA 93401-

**SHIP TO:** Phelan Pinon Hills Community Services District  
 4176 Warbler Road  
 Phelan, CA 92371

ITEM	UNITS	DESCRIPTION	PROJECT	PRICE	GL ACCOUNT #	GL ACCOUNT NAM	AMOUNT
1		Phelan Park Expansion - 65% De Board Approval - June 14, 2023  17 acre design development for APN 3066-261-10 (Plaza Design) and APN 3066-251-18 (Phelan Park Expansion) Phase A - Management & Schematic Refinement Task 1 - Project Management and Administration - \$32,120 Task 2 - Final Schematics (35%) & Completion of CUP Plans - \$83,083  Phase B - Draft and Final Design Development (50% and 65%) Task 3 - 50% Design Development (DD) - \$181,900 Task 4 - 65% DD Plans, Spec Outline and EOPCC - \$137,788  Project Reimbursables - \$920  Grand Total: \$435,811	C0078		22-2-0-17000	CIP - Parks & Rec	435,811.00

Requested By: George Cardenas

Date: 8/25/2023

<b>SUBTOTAL:</b>	435,811.00
<b>TOTAL TAX:</b>	0.00
<b>SHIPPING:</b>	30 0.00
<b>TOTAL</b>	435,811.00

# Agenda Item 3d

Acceptance of September  
Disbursements





# Cash Disbursements Report By Payment Number

Payment Dates 09/01/2023 - 09/30/2023

Payment Number	Payment Date	Vendor #	Vendor Name	Account Number	Project Account Key	Payment Amount
Payment Number	Payable Number	Description	Vendor Name	Account Number		Item Amount
556	9/13/2023	DEBPHI	Deborah Jeanne Philips			366.32
	083123	Aug. Mileage - Auto Exp. for Solid Was...		01-0-1-52210		-6.55
	083123	Aug. Mileage - CSDA, Board, Mojave ...		01-0-1-52219		366.32
	083123	Aug. Mileage - Solid Waste		25-5-1-52210		6.55
557	9/13/2023	GEOCAR	George Cardenas			450.25
	083123	Mileage Reimb. - CSDA Conference		01-7-7-54470		450.25
558	9/13/2023	Greg Sny	Gregory Snyder			445.40
	08323	Aug. Mielage - ASBCSD & CSDA Conf.		01-0-1-52216		445.40
559	9/13/2023	LANMAR	Lance Marckstadt			150.00
	090123	Reimb. Water Dist. (D2) & Treatment ...		01-1-1-54260		150.00
560	9/29/2023	MUN DEN	Municipal Dental Pool			3,043.24
	100123	Dental Premium - October		01-0-0-14130		3,043.24
34174	9/13/2023	AVCOM	AVCOM Services Inc.			157.00
	29041	Answering Svc. - Aug.		01-0-1-53150		157.00
34175	9/13/2023	BEN AG	Beneficial Ag Services			225.00
	34143	(1) Mulch Load (23.8 Tons)		01-1-9-54800		225.00
34176	9/13/2023	CJ BROWN	C.J. Brown & Company, CPAS - An Accounting Corp.			8,450.00
	083023	Professional Svcs. - Aug.		01-0-1-53110		8,450.00
34177	9/13/2023	CED	Consolidated Electrical Distributors Inc			710.42
	9085-1039382	Cap for Well #17 Main Electric Install		01-0-0-17000	C0072 OUTSIDE SVCS	100.22
	9085-1039575	Well #17 Main Electric Install for Panel		01-0-0-17000	C0072 OUTSIDE SVCS	610.20
34178	9/13/2023	CORE	Core & Main			2,523.51
	T361884	1 CTS Poly (100 ft Coil)		01-1-0-13010		823.21
	T361884	1 IPS Poly (100 ft Coil)		01-1-0-13010		1,700.30
34179	9/13/2023	GAOSBO	G.A. Osborne Pipe & Supply Inc			724.57
	101-41563	Flanges & Galv Nipples for Well 1B		01-1-3-54620		532.37
	101-61980-01	Galv. Nipples for Well 1B		01-1-3-54620		192.20
34180	9/13/2023	GARDA	Garda CL West, Inc			502.30
	10751981	Armored Svcs. - Sept.		01-0-1-54200		502.30
34181	9/13/2023	GEOMON	GEO-Monitor, Inc.			567.00
	27251	Routine Samples		01-1-4-53140		567.00
34182	9/13/2023	GOTO	GoTo Communications, Inc.			702.58
	IN7102244322	Office Phones Support - Sept.		01-0-1-58010		702.58
34183	9/13/2023	GREE SVCS	Greenstone Services Inc.			2,160.00
	49	Landscape Maint. Phelan & P.H Parks -..		22-2-2-53150		720.00
	B40	Landscape Maint. Phelan & P.H Parks -..		22-2-2-53150		720.00
	RP42	Landscape Maint. Phelan & P.H Parks -..		22-2-2-53150		720.00
34184	9/13/2023	IB CON	IB Consulting, LLC			4,729.00
	19492	Consulting Svcs. - Water Rate Study 2...		01-0-1-53150		4,729.00
34185	9/13/2023	MIN PRESS	Lee Maxton, Inc.			7,312.14
	93504	Water Rate Prop 218 Hearing Notice		01-1-1-54860		1,501.50
	93504	Water Rate Prop 218 Hearing Notice		01-1-1-54890		3,699.79
	93505	Water Rate Prop 218 Hearing Notice		01-1-1-54860		609.35

Cash Disbursements Report

Payment Dates: 09/01/2023 - 09/30/2023

Payment Number	Payment Date Payable Number	Vendor # Description	Vendor Name	Account Number	Project Account Key	Payment Amount Item Amount
	93505	Water Rate Prop 218 Hearing Notice		01-1-1-54890		1,501.50
34186	9/13/2023 58100162701	LES SCH Trk #21 (2) New Tires	Les Schwab Tire Centers of Central CA, INC.	01-1-8-54710		858.16 858.16
34187	9/13/2023 36094	MCCALL Flow Meter for Well 1B	McCall's Meter Sales & Services	01-1-3-54620		4,168.87 4,168.87
34188	9/13/2023	ANDTRU Inv #313454 - Paint Spray, Bolts, Nuts Inv #313501 - Eave Vents, Drywall, PV... Inv #313550 - Caps, Nipples for Well 2... Inv #313584 - PVC & Parts fpr Dairy B... Inv #313506 - Supplies for Station 2A ... Inv #313511 - Tube Cutter, Brush Wire.. Inv #313503 - Supplies for 1B Booster... Inv #313551 - Bushings & Nipples for ... Inv #313525 - Caution Tape Inv #313547 - (3) Hoses Inv #313513 - (3) Trash Cans, Paint Can Inv #313472 - Roller Covers Inv #313436 - L-Flashing Inv #313507 - (2) Caulkings Inv #313549 - (7) Mix Potting Inv #313464 - Garden Hose Inv #313477 - Drill Bit Set	Mills Hardware	01-1-2-54620 01-1-3-54620 01-1-3-54620 01-1-5-54620 01-1-5-54620 01-1-5-54620 01-1-5-54620 22-2-2-54500 22-2-2-54500 22-2-2-54620 22-2-2-54620 22-2-2-54620 22-2-2-54620 22-2-2-54620 22-2-2-54620 22-2-2-54620	C0110 OUTSIDE SVCS	978.95 53.24 34.17 30.65 101.64 37.55 53.79 50.91 38.40 27.99 193.92 116.33 7.31 11.20 34.46 97.98 37.70 51.71
34190	9/13/2023 592784	NAPA Batteries for #101	NAPA Auto Parts	01-1-8-54710		920.08 920.08
34191	9/13/2023 48106	PHEEXP Trk #19 Front Brakes & Oil Change	Phelan Express, Inc.	01-1-8-54710		981.90 981.90
34192	9/13/2023 7072295	REBEL Fuel - 400 Gl., DSL - 250 Gl.	Rebel Oil Company, Inc.	01-1-8-54410		3,458.38 3,458.38
34193	9/13/2023 07048082023 0811182023 0817232023	ARMELE 7C and 5B Switchgear for Generators Main Electric Panel Install at Well #17 Emergency Electric Repairs Site 2A Br...	Rodger Ashby	01-1-2-54620 01-0-0-17000 01-1-2-54620	C0072 OUTSIDE SVCS C0110 OUTSIDE SVCS	6,400.00 2,500.00 2,100.00 1,800.00
34194	9/13/2023 090123 090123 090123	STAINS LTD/Life/AD&D - Sept. LTD/Life/AD&D - Sept. LTD/Life/AD&D - Sept.	Standard Insurance Company	01-0-1-51230 01-7-7-51230 22-0-1-51230		1,036.74 856.27 107.54 72.93
34195	9/13/2023 090623	SWRCB Water Qual...SWRCB Division of Water Quality Water Distribution (D2) Cert Fee S Truj..		01-1-1-54260		60.00 60.00
34196	9/13/2023 INV096369	AQUA MET CMEP Annual Support	Aqua Metric Sales Co	01-0-1-53170		1,000.00 1,000.00
34197	9/13/2023 090823	TRICOM 5K Run Sponsorship	Kiwanis Club International Inc	01-1-9-54920		200.00 200.00
34198	9/13/2023 4541-1 4541-2	TRLS Reservoir 6A - Proposed 1.5 MG-Topo... Res. 6A - Fence Staking	TRLS Engineering, Inc	01-0-0-17000 01-0-0-17000	C0109 OUTSIDE SVCS C0109 OUTSIDE SVCS	5,900.00 3,800.00 2,100.00
34199	9/13/2023 225336 225336 225336	TURSEC Monitoring Svc. - Sept. Monitoring Svc. - Sept. Monitoring Svc. - Sept.	Turner Security, Inc	01-0-1-53150 01-1-1-53150 22-2-2-53150		373.60 46.95 167.80 158.85

Cash Disbursements Report

Payment Dates: 09/01/2023 - 09/30/2023

Payment Number	Payment Date Payable Number	Vendor # Description	Vendor Name	Account Number	Project Account Key	Payment Amount Item Amount
34200	9/13/2023 025-434892	TYLTEC Annual Maint. - FA, Purchasing, AR, Pe...	Tyler Technologies, Inc	01-0-0-14100		7,549.02 7,549.02
34201	9/13/2023 167229058	ULINE Locking Tabs for Customer Disconnect...	Uline	01-1-6-54500		559.35 559.35
34202	9/13/2023 23-240724 820230542	USA Dig Safe Regulatory Fee Aug 23 - June... (226) Tickets	Underground Service Alert of So. Cal.	01-1-1-53160 01-1-2-53150		1,881.31 1,475.81 405.50
34210	9/27/2023 93750	APEREN equipment #119 50 hour service	Apex Rentals	01-1-8-54710		689.87 689.87
34211	9/27/2023 091823 091823-1	ASBCSD September Meeting - Rebecca September Meeting - Deborah	Assn of SB County Special Districts	01-0-1-52232 01-0-1-52239		80.00 40.00 40.00
34212	9/27/2023 686974	ATK Mojave Adjudication Legal Services	Atkinson, Andelson, Loya, Ruud & Romo Professional Corp. Attorneys at Law	01-0-1-53120	C0057 LEGAL	177.68 177.68
34213	9/27/2023 INV00294998	BOOBAR Safety Work Boots - L. Marckstadt	Boot Barn Inc.	01-1-2-54680		200.00 200.00
34214	9/27/2023 1533855	CA FOREST cal fire crews 8/10 thru 8/25	California Department of Forestry and Fire Protection	01-1-2-54620		1,135.40 1,135.40
34215	9/27/2023 9085-1039743 9085-1039941 9085-1040043 9085-1040044 9085-1040046 9085-1040047 9085-1040048 9085-1040082 9085-1040256 9085-1040297 9085-1040422 9085-1040431	CED Electric Wire for Well #17 Well 1B Rehab - Conduit for Flow Met... Electric Parts for Site 12 Switchgear Electric Parts for Green Rd. Switchgear Electric Parts for 7A Switchgear Electric Parts for Site 1B Switchgear Electric Parts for Site L1 Switchgear Underground Conduit for Well 15 Wire for Panel at Mountain Well Well #15 Conduit Install Well #15 Conduit Well 17 Electrical	Consolidated Electrical Distributors Inc	01-0-0-17000 01-1-3-54620 01-1-5-54620 01-1-5-54620 01-1-5-54620 01-1-5-54620 01-1-5-54620 01-0-0-17000 01-0-0-17000 01-0-0-17000 01-0-0-17000 01-0-0-17000	C0072 OUTSIDE SVCS C0072 OUTSIDE SVCS C0095 OUTSIDE SVCS C0095 OUTSIDE SVCS C0095 OUTSIDE SVCS C0072 OUTSIDE SVCS	21,961.45 1,214.84 135.36 2,790.31 2,790.31 2,758.50 2,758.50 3,659.49 4,809.76 62.68 132.65 690.64 158.41
34216	9/27/2023 S782365 T444164-1 T444164-1 T444164-2 T461458 T487219 T512172 T567752 T567752	CORE 6" Swing Check for 3C Booster A Solid Wire Wrench 6x12 Rep Clamp - Qty. 1 Corp Stops - Qty. (15) 6" AC repair clamps for storm damage 1 IPS Poly (100 ft Coil) Qty. 200 ft. 1 CTS Poly (100 ft Coil) 1 IPS Poly (100 ft Coil)	Core & Main	01-1-5-54620 01-1-2-54620 01-1-2-54650 01-1-0-13010 01-1-0-13010 01-1-5-54620 01-1-0-13010 01-1-0-13010 01-1-0-13010	C0110 OUTSIDE SVCS	13,904.64 1,698.65 226.28 168.09 215.50 1,273.28 1,257.83 1,133.53 2,263.83 5,667.65
34217	9/27/2023 109178	SBC PARCELS (3) Parcel Map Revisions	County of San Bernardino	01-1-1-54830		6.00 6.00
34218	9/27/2023 000784498 000784757 000785008 000785008	CR&R Trash - Oasis Yard September Trash - Pinon Hills Park September Trash - Phelan CC & CSD September Trash - Phelan CC & CSD September	CR&R Incorporated	01-0-2-58110 22-0-2-58110 01-0-1-58110 22-0-2-58110		1,605.22 388.58 241.01 487.82 487.81
34219	9/27/2023 070323	DONBAR 2 Vehicle Incidents	Don Bartz	01-1-8-54710		4,687.26 4,687.26



Cash Disbursements Report

Payment Dates: 09/01/2023 - 09/30/2023

Payment Number	Payment Date Payable Number	Vendor # Description	Vendor Name	Account Number	Project Account Key	Payment Amount Item Amount
34220	9/27/2023 101-41801 101-62157-01	GAOSBO Credit - Wrong Flanges for #1 Fill Stati... Flanges & Bushings for Fill Station	G.A. Osborne Pipe & Supply Inc	01-1-2-54620 01-1-2-54620		118.59 -28.70 147.29
34221	9/27/2023 30546 30564	GENPUM Well 1B rehab, replace pump and mo... storm damage to 2A booster A, labor ...	General Pump Company, Inc.	01-1-3-54620 01-1-5-54620	C0110 OUTSIDE SVCS	43,794.35 40,486.47 3,307.88
34222	9/27/2023 10025	GREE SVCS Landscape Work at Pinon Hills Park	Greenstone Services Inc.	22-2-2-53150	C0110 OUTSIDE SVCS	750.00 750.00
34223	9/27/2023 160767 850262	HARFRE Truck #24 - Caliper, Weld Gloves, Flap... Ratchet Straps & Solar Controller for ...	Central Purchasing LLC	01-1-2-54650 01-1-3-54620		370.87 236.23 134.64
34224	9/27/2023 2005047 2005047 2005047 2005631	HATTRI Uniforms for Field/Office/Board Uniforms for Field/Park/Office/Board Uniforms for Field/Office/Board Uniforms for Field/Office/Board	Hatrix Team Sports & Embroidery	01-0-1-54680 01-0-1-54680 01-1-2-54680 01-1-1-54680		1,384.73 46.81 12.00 139.25 1,186.67
34225	9/27/2023 246435 246435 246435 246435 246435	INFOSE Postage & Printing - September Postage & Printing - September Postage & Printing - September Postage & Printing - September Postage & Printing - September	Infosend Inc	01-1-6-54860 01-1-6-54890 01-1-9-54800 22-2-2-54800 25-5-1-54800		3,462.61 90.80 979.76 387.90 775.80 1,228.35
34226	9/27/2023 35133	KTUA Civic Center Landscape-Hardscape Co...	KTU&A Planning & Landcape Architecture	01-0-0-17000	C0002 IMPROVE	240.00 240.00
34227	9/27/2023 58100163665	LES SCH Truck #23 - Tire Replacement	Les Schwab Tire Centers of Central CA, INC.	01-1-8-54710		385.05 385.05
34228	9/27/2023 48194 48194 48194 48194	MCPEEK license fee manufacturer rebate Truck 31 purchase as budgeted fiscal ... truck 16 trade in value applied to truc...	McPeek's Dodge of Anaheim	01-1-0-16730 01-1-0-16730 01-1-0-16730 01-1-1-89110		59,503.75 126.75 -500.00 70,877.00 -11,000.00
34229	9/27/2023 331504488001	OFFDEP Office Supplies - Toner	ODP Business Solutions, Inc.	01-0-1-54530		491.33 491.33
34230	9/27/2023 I-02157252	OFFSOL Office Supplies - Post Its, Glue, Paper, ...	Office Solutions	01-0-1-54530		488.40 488.40
34231	9/27/2023 092723 092723 092723 092723 092723 092723	PETCAS - Petty Cash Kitchen Soap CalPers Health Postage SouthWest Pump County Record Petty Cash Adj. Water Cases for CC Trk # 26- Fuel	Petty Cash	01-0-1-54500 01-0-1-54860 01-1-1-54830 01-1-1-59310 22-2-2-54500 22-2-8-54410		270.30 9.15 28.75 3.00 18.68 90.72 120.00
34232	9/27/2023 48243 48522	PHEEXP Truck #2- Oil Change Truck #28 - Oil Change	Phelan Express, Inc.	22-2-8-54710 01-1-8-54710		197.27 91.09 106.18
34233	9/27/2023 297	PUMCHE Well 6B Water Meter Testing	Jon Ray Lee	01-1-3-54620		255.00 255.00
34234	9/27/2023 2077205-IN 7072585-IN	REBEL Tank Guage for Fuel Tank @ Oasis Yard Fuel - 490 Gl.	Rebel Oil Company, Inc.	01-1-2-54620 01-1-8-54410		7,890.76 103.01 2,582.55

Cash Disbursements Report

Payment Dates: 09/01/2023 - 09/30/2023

Payment Number	Payment Date Payable Number	Vendor # Description	Vendor Name	Account Number	Project Account Key	Payment Amount Item Amount
	7072929-IN	Fuel - 297 Gl., DSL - 135 Gl.		01-1-8-54410		2,492.40
	7073196-IN	Fuel - 475 Gl.		01-1-8-54410		2,712.80
34235	9/27/2023 SWO0035935-5	SONSRA Backhoe #111 Repairs Due to Overhea..	Sonsray Machinery, llc	01-1-8-54710		3,124.29 3,124.29
34236	9/27/2023 100123 100123 100123	STAINS LTD/Life/AD&D - October LTD/Life/AD&D - October LTD/Life/AD&D - October	Standard Insurance Company	01-0-1-51230 01-7-7-51230 22-0-1-51230		1,243.53 1,035.04 123.41 85.08
34237	9/27/2023 4895	STEDES MDAQMD Application Fee	Steen Design Studio, Inc	01-0-0-17000	C0002 OUTSIDE SVCS	364.01 364.01
34238	9/27/2023 20763	TIMLOC (2) Duplicate Keys for Sr. Center	Steven M. Zemba	22-2-2-54620		10.24 10.24
34239	9/27/2023 7281-8	SHE WIL Paint for Exterior Tank Coating (1A-1)...	The Sherwin-Williams Co.	01-1-5-54620		2,192.18 2,192.18
34240	9/27/2023 PPH-127-1	TOMDOD Proposed 1.5 MG Reservoir - CEQA	Tom Dodson & Associates	01-0-0-17000	C0109 OUTSIDE SVCS	1,322.50 1,322.50
34241	9/27/2023 86144	TYLBUS Yr-End Tax Forms	Tyler Business Forms	01-0-1-54530		520.90 520.90
34242	9/27/2023 025-438428	TYLTEC ERP Annual Fees, Tax Liens, UB Meter	Tyler Technologies, Inc	01-0-0-14100		12,023.31 12,023.31
34243	9/27/2023 51443236	UNIVAR Liquid Chlorine - 600 Gl.	UNIVAR INC.	01-1-3-54500		2,437.47 2,437.47
34244	9/27/2023 24AR1126501	VIS EDGE Base Rate & Copies	Visual Edge IT, Inc.	01-0-1-53150		849.17 849.17
DFT0012252	9/4/2023 083123-4084	THEGAS Gas - Phelan Senior Center 7/20-8/18	The Gas Company	22-0-2-58110		14.30 14.30
DFT0012253	9/4/2023 083123-4585	THEGAS Gas - Phelan CC 7/20-8/18	The Gas Company	22-0-2-58110		61.56 61.56
DFT0012269	9/1/2023 INV0005412 INV0005412 INV0005412	CALPERS 457 Cal PERS 457/ Employer Plan: 450 717... Cal PERS 457/ Employer Plan: 450 717... Cal PERS 457/ Employer Plan: 450 717...	California Public Employees' Deferred Compensation Plan	01-1-0-24560 22-2-0-24560 25-5-0-24560		175.00 113.25 5.76 55.99
DFT0012270	9/1/2023 INV0005413 INV0005413 INV0005413 INV0005413	CALPERS CalPERS/Employee Portion(EE) CalPERS/Employee Portion(EE) CalPERS/Employee Portion(EE) CalPERS/Employee Portion(EE)	Calif Public Employees' Retirement System	01-1-0-24530 01-7-0-24530 22-2-0-24530 25-5-0-24530		3,824.82 2,981.34 297.37 219.46 326.65
DFT0012271	9/1/2023 INV0005414 INV0005414 INV0005414 INV0005414	CALPERS CalPERS/Employee Portion(ER) CalPERS/Employee Portion(ER) CalPERS/Employee Portion(ER) CalPERS/Employee Portion(ER)	Calif Public Employees' Retirement System	01-1-0-24530 01-7-0-24530 22-2-0-24530 25-5-0-24530		3,687.16 2,591.47 440.70 463.06 191.93
DFT0012272	9/1/2023 INV0005415 INV0005415 INV0005415 INV0005415	CALPERS CalPERS/Employer Portion CalPERS/Employer Portion CalPERS/Employer Portion CalPERS/Employer Portion	Calif Public Employees' Retirement System	01-1-0-24530 01-7-0-24530 22-2-0-24530 25-5-0-24530		9,739.35 7,077.78 1,029.56 988.27 643.74

Cash Disbursements Report

Payment Dates: 09/01/2023 - 09/30/2023

Payment Number	Payment Date Payable Number	Vendor # Description	Vendor Name	Account Number	Project Account Key	Payment Amount Item Amount
DFT0012273	9/1/2023	CALPERS	Calif Public Employees' Retirement System			22.32
	INV0005416	CalPERS Retirement/ Survivor Benefits		01-1-0-24530		16.26
	INV0005416	CalPERS Retirement/ Survivor Benefits		01-7-0-24530		1.98
	INV0005416	CalPERS Retirement/ Survivor Benefits		22-2-0-24530		2.34
	INV0005416	CalPERS Retirement/ Survivor Benefits		25-5-0-24530		1.74
DFT0012274	9/1/2023	EDD	Employment Development Department			885.51
	INV0005417	State Disability Ins - Payroll Taxes		01-0-0-24510		885.51
DFT0012275	9/1/2023	IRS	Internal Revenue Service			446.40
	INV0005418	Social Security - Payroll Taxes		01-0-0-24510		446.40
DFT0012276	9/1/2023	EDD	Employment Development Department			5,064.84
	INV0005419	CA State Income Tax - Payroll Taxes		01-0-0-24510		5,064.84
DFT0012277	9/1/2023	IRS	Internal Revenue Service			3,227.62
	INV0005420	Medicare - Payroll Taxes		01-0-0-24510		3,227.62
DFT0012278	9/1/2023	IRS	Internal Revenue Service			13,663.26
	INV0005421	Federal Income Tax - Payroll Taxes		01-0-0-24510		13,663.26
DFT0012279	9/1/2023	IRS	Internal Revenue Service			148.80
	INV0005422	Social Security - Payroll Taxes		01-0-0-24510		148.80
DFT0012280	9/1/2023	EDD	Employment Development Department			13.45
	INV0005423	CA State Income Tax - Payroll Taxes		01-0-0-24510		13.45
DFT0012281	9/1/2023	IRS	Internal Revenue Service			34.80
	INV0005424	Medicare - Payroll Taxes		01-0-0-24510		34.80
DFT0012282	9/1/2023	IRS	Internal Revenue Service			63.08
	INV0005425	Federal Income Tax - Payroll Taxes		01-0-0-24510		63.08
DFT0012283	9/14/2023	ACT IT	David Shay			4,257.60
	11427R	Software Support - Sept.		01-0-1-53170		4,257.60
DFT0012284	9/14/2023	RACE	Race Communications			4.00
	RC985221	Phones - Internet Phelan CC Sept.		22-0-1-58010		204.00
	RC985221	Phones - Internet Credit for Phelan CC...		22-0-1-58010		-200.00
DFT0012285	9/14/2023	RACE	Race Communications			255.00
	RC978017	Phones - Internet Shop Sept.		01-1-1-58010		255.00
DFT0012286	9/14/2023	RACE	Race Communications			104.00
	RC985219	Phones - Internet Credit P.H. CC Sept.		22-0-1-58010		-100.00
	RC985219	Phones - Internet P.H. CC Sept.		22-0-1-58010		204.00
DFT0012287	9/14/2023	RACE	Race Communications			255.00
	RC985220	Phones - Internet CSD Sept.		01-0-1-58010		255.00
DFT0012288	9/14/2023	SCE 8092-3468	Southern California Edison			87.52
	082823	Electricity - NW Dairy Mobile 7/31 - 8...		01-1-3-58110		87.52
DFT0012289	9/14/2023	SCE 3752-2894	Southern California Edison			196.16
	082823	Electricity - N. Dairy Mobile 7/31 - 8/28		01-1-3-58110		196.16
DFT0012290	9/14/2023	SCE 4241-7012	Southern California Edison			271.50
	82823	Electricity - Dairy Mobile 7/31 - 8/28		01-1-3-58110		271.50
DFT0012291	9/14/2023	SCE 7695-0442	Southern California Edison			24.40
	082823	Electricity - Fill Station 7/31 - 8/28		01-0-2-58110		24.40
DFT0012292	9/14/2023	CINFIR	Cintas			462.92
	5172907213	First Aid Supplies - Shop		01-1-1-54500		462.92

Cash Disbursements Report

Payment Dates: 09/01/2023 - 09/30/2023

Payment Number	Payment Date	Vendor #	Description	Vendor Name	Account Number	Project Account Key	Payment Amount
Payment Number	Payable Number	Description	Vendor Name	Account Number	Project Account Key	Item Amount	
DFT0012293	9/14/2023	FBC-HEATHER	First Bank Card				919.86
	083123	Flat World - Textbook for Karyn's Class		01-0-1-54260			53.82
	083123	MH ED - McGraw Hill Book for Karyn's...		01-0-1-54260			99.16
	083123	Amazon Textbook for Karyn's Class		01-0-1-54260			73.60
	083123	Amazon - Plates & Cups		01-0-1-54530			49.05
	083123	Amazon - Notary Journals		01-0-1-54530			53.88
	083123	Amazon - Foot Rest & Office Supplies		01-0-1-54530			87.25
	083123	Amazon - (2) Ink Stamps		01-0-1-54530			18.94
	083123	Amazon - (2) Paper Towel Rolls		01-0-1-54530			53.66
	083123	Amazon - File Folder Labels		01-0-1-54530			29.02
	083123	Amazon - File Folders		01-0-1-54530			32.54
	083123	Amazon Post Signs		01-0-1-54530			16.15
	083123	Cert Mail - Oscar's Health Insurance L...		01-0-1-54860			7.95
	083123	Amazon - Lawn Equip. Kit		01-1-2-54500			66.64
	083123	Amazon - Strapping Kit		01-1-2-54500			159.46
	083123	Cert Mail - 2nd Meter Notice		01-1-6-54860			6.03
	083123	Cert Mail - Customer Lwetter		01-1-6-54860			6.03
	083123	Cert Mail - Water Theft Letter		01-1-6-54860			6.03
	083123	Cert Mail - Water Theft Letter		01-1-6-54860			6.75
	083123	Cert Mail - Leak Letters		01-1-6-54860			54.27
	083123	Amazon - Iphone Case & Protector		25-5-1-54530			39.63
DFT0012294	9/14/2023	FBC-LORI	First Bank Card				441.44
	0831223	Pizza Factory - Office Lunch Due to Sto..		01-0-1-54440	C0110 OUTSIDE SVCS		96.44
	0831223	GFOA - - Budget Award Application		01-0-1-54530			345.00
DFT0012295	9/14/2023	FBC-CHRIS	First Bank Card				1,259.70
	083123	Garden Buffet - Tri-State Seminar Meal		01-1-1-54470			21.62
	083123	Panera Bread - Tri-State Seminar Meal		01-1-1-54470			24.14
	083123	The Berkley - Tri State Charge Revers...		01-1-1-54470			-504.60
	083123	The Berkley - Tri State Charge ( Rever...		01-1-1-54470			504.60
	083123	Baja Miguels - Tri-State Seminar Meal		01-1-1-54470			28.79
	083123	The Grand View - Tri-State Seminar St...		01-1-1-54470			843.60
	083123	Big Sur Oyster - Tri-State Seminar Meal		01-1-1-54470			17.29
	083123	Gordon Ramsay - Tri-State Seminar M...		01-1-1-54470			31.41
	083123	Starbucks - Tri-State Seminar Meal		01-1-1-54470			4.28
	083123	Starbucks - Tri-State Seminar Meal		01-1-1-54470			8.02
	083123	Starbucks - Tri-State Seminar Meal		01-1-1-54470			11.58
	083123	Terrible Herbst - Trk #21 Fuel (Tri-Stat...		01-1-8-54410			127.53
	083123	CSC - Trk #21 Tire Air		01-1-8-54710			2.00
	083123	Parts Geek - Trk #19 Tail Gate Handle		01-1-8-54710			139.44
DFT0012296	9/14/2023	FBC-STEVE	First Bank Card				499.97
	083123	No IP Refund (Charged in July)		01-0-1-53170			-24.95
	083123	HD Supply - (2) Floor Mats for Office		01-0-1-54620			123.68
	083123	Lowe's - Blower Replaced		22-2-2-54650			401.24
DFT0012297	9/14/2023	FBC-JENNIFER	First Bank Card				897.34
	083123	Zoom - Cloud Recording Subscription		01-0-1-53170			100.00
	083123	Stater Bros - Board Meeting Supplies		01-0-1-54440			58.95
	083123	HDMWA CEU Class - Mike, Chris C, Er...		01-1-1-54260			200.00
	083123	Amazon - Ipad Case for Sean		01-1-1-54530			53.84
	083123	Amazon - Ipad Screen Glass for Sean		01-1-1-54530			23.68
	083123	Uline - Cart		01-1-2-54500			206.51
	083123	Mailchimp - Customers E-Bills		01-1-6-53170			120.00
	083123	HDMWA CEU Class - Jen & George		01-7-7-54260			100.00
	083123	Amazon - Candy Canes for Christmas T...		22-2-2-54800			34.36
DFT0012298	9/14/2023	FBC-GEORGE	First Bank Card				2,157.11
	083123	Adobe Subscription - Office		01-0-1-53170			263.89
	083123	Krispy Kreme - CPR Class		01-0-1-54440			38.99

Cash Disbursements Report

Payment Dates: 09/01/2023 - 09/30/2023

Payment Number	Payment Date Payable Number	Vendor # Description	Vendor Name	Account Number	Project Account Key	Payment Amount Item Amount
	083123	Mango Grill - Post Board Meeting		01-0-1-54440		177.07
	083123	Ricks Cafe - Staff Meeting		01-0-1-54440		103.30
	083123	Dippin Donuts for CPR Class		01-0-1-54440		28.00
	083123	Adobe Subscription - Field		01-1-1-53170		47.98
	083123	Hash House - Tri-State Seminar Meal f...		01-1-1-54470		34.24
	083123	Apple - Icloud Storage		01-1-2-53170		0.99
	083123	Terribles - Trk #28 Fuel		01-1-8-54410		77.43
	083123	Speed Mart - Trk #28 Fuel		01-1-8-54410		77.57
	083123	United Pacific - Trk #28 Fuel		01-1-8-54410		100.06
	083123	Adobe Subscription - Eng		01-7-7-53170		47.98
	083123	CSDA Conference Registratrion Fee - G...		01-7-7-54260		675.00
	083123	Hash House - Tri-State Seminar Meal ...		01-7-7-54470		34.24
	083123	Starbucks - Tri-State Seminar Meal		01-7-7-54470		15.55
	083123	Del Mar Deli - Tri-State Seminar Meal		01-7-7-54470		26.23
	083123	Zenshi - Tri-State Seminar Meal		01-7-7-54470		54.52
	083123	In-n-Out - Tri-State Seminar Meal		01-7-7-54470		9.92
	083123	South Point Hotel - Tri-State Seminar ...		01-7-7-54470		344.15
DFT0012299	9/14/2023	FBC-DEBORAH	First Bank Card			570.60
	083123	Pilot - Fuel for CSDA Conference		01-0-1-52219		50.25
	083123	WM Super Center - Fuel for CSDA Con...		01-0-1-52219		90.44
	083123	Portola Hotel Deposit - CSDA Confere...		01-0-1-52229		277.91
	083123	The Meltdown - CSDA Conference Me...		01-0-1-52229		41.98
	083123	Nick the Greek - CSDA Conference Me...		01-0-1-52229		30.08
	083123	Dutch Bros - CSDA Conference Meal E...		01-0-1-52229		2.95
	083123	Crabby Jim's - CSDA Conference Meal ...		01-0-1-52229		70.04
	083123	Starbucks - CSDA Conference Meal Ex...		01-0-1-52229		6.95
DFT0012300	9/14/2023	FBC-DON	First Bank Card			1,517.54
	083123	Shell - Fuel		01-0-1-54110		178.11
	083123	76 - Fuel		01-0-1-54140		87.58
	083123	United Pacific - Fuel		01-0-1-54140		91.59
	083123	Chevron - Fuel		01-0-1-54140		103.23
	083123	Shell - Fuel		01-0-1-54140		160.39
	083123	Ricks Cafe		01-0-1-54440		36.17
	083123	Ricks Cafe		01-0-1-54440		37.25
	083123	Ricks Cafe - Storm Disaster Meeting		01-0-1-54440	C0110 OUTSIDE SVCS	125.33
	083123	Ricks Cafe - Newspaper Meeting		01-0-1-54440		40.89
	083123	Kesh Cab Svc. - CSDA Meeting		01-0-1-54470		41.04
	083123	Domenicos - CSDA Conference Meal		01-0-1-54470		86.86
	083123	Ontario Airport - Parking Fee		01-0-1-54470		48.00
	083123	Ontario Airport - Parking Fee		01-0-1-54470		48.00
	083123	Hyatt Stay - CSDA Meeting		01-0-1-54470		221.23
	083123	Subway - CSDA Conference Meal		01-0-1-54470		17.94
	083123	Sheraton - CSDA Meal Exp.		01-0-1-54470		128.31
	083123	Hyatt - CSDA Meal Exp.		01-0-1-54470		32.10
	083123	SSP Cafeteria - CSDA Meal Exp.		01-0-1-54470		33.52
DFT0012301	9/14/2023	FBC-MARK	First Bank Card			271.23
	083123	Marriott - CSDA Conference Stay Dep...		01-0-1-52226		271.23
DFT0012302	9/14/2023	FBC-CHARLES	First Bank Card - Charles			37.86
	083123	Willow Ranch Restaurant - CSDA Conf...		01-0-1-52224		37.86
DFT0012303	9/14/2023	FBC-SEAN	First Bank Card			6,332.40
	083123	Amazon Prime		01-1-1-54230		16.15
	083123	Southern Utah University - Tuition Fee..		01-1-1-54260		2,995.85
	083123	Pizza Factory - Lunch During Storm Re...		01-1-1-54440	C0110 OUTSIDE SVCS	180.98
	083123	Pizza Factory - Lunch During Storm Re...		01-1-1-54440	C0110 OUTSIDE SVCS	90.50
	083123	Amazon - Fill Station Router		01-1-2-54500		187.74
	083123	Amazon - ARC Flash Pants & Face Shie...		01-1-2-54500		292.70

Cash Disbursements Report

Payment Dates: 09/01/2023 - 09/30/2023

Payment Number	Payment Date Payable Number	Vendor # Description	Vendor Name	Account Number	Project Account Key	Payment Amount Item Amount
	083123	Amazon ARC Flash Pants		01-1-2-54500		331.71
	083123	Amazon - ARC Flash Safety Gloves		01-1-2-54500		437.90
	083123	Amazon ARC Flash PPE		01-1-2-54500		437.90
	083123	Amazon - PA System for Minix		01-1-2-54500		494.55
	083123	Amazon - Drill Bits for Trk #27		01-1-2-54650		32.28
	083123	Amazon - Drill Bits for Trk #27		01-1-2-54650		75.41
	083123	Amazon = Coolant Repair Kit for #116		01-1-8-54710		9.69
	083123	Auto Zone - Clamps for #116 Coolant ...		01-1-8-54710		17.63
	083123	The ROP Shop - Trk #108 Fuel Pump T...		01-1-8-54710		15.61
	083123	SP Rodeo - Trk #19 Rear Bumper		01-1-8-54710		399.99
	083123	Amazon - Fuel Pump for #108		01-1-8-54710		31.12
	083123	GM - Trk #23 Brake Controller		01-1-8-54710		284.69
DFT0012304	9/14/2023	FBC-KIM	First Bank Card			1,548.01
	083123	Portola Hotel Stay - CSDA Conf. C. Hays		01-0-1-52224		317.46
	083123	Calendar Wiz		01-0-1-53170		14.00
	083123	Brown & Caldwell - Job Ad		01-0-1-54110		200.00
	083123	Notary Training for Kim		01-0-1-54260		654.19
	083123	Ricks Cafe - Staff Meeting		01-0-1-54440		122.67
	083123	The Condolence Shop - for M. Roberts		01-0-1-54530		196.43
	083123	Amazon - Trash Container		01-0-1-54530		43.26
DFT0012305	9/25/2023	SCE 9515-2666	Southern California Edison			127,329.32
	073123-1	Electricity - Wells, Tanks(July)		01-1-3-58110		183,511.98
	073123-1	Electricity - Solar Cr (July)		01-1-3-58115		-56,182.66
DFT0012306	9/25/2023	SCE 9515-2666	Southern California Edison			4,909.04
	080123	Electricity - Wells, Tanks (Aug)		01-1-3-58110		7,755.66
	080123	Electricity - Solar Credits (Aug)		01-1-3-58115		-2,846.62
DFT0012307	9/25/2023	SCE 1078-5254	Southern California Edison			880.94
	090623	Electricity - CC & Sr. Ctr. 8/8 - 9/6		22-0-2-58110		880.94
DFT0012308	9/18/2023	SCE 1613-6373	Southern California Edison			18.27
	083123	Electricity - R/R Crossings 8/1 - 8/31		23-0-2-58210		18.27
DFT0012309	9/18/2023	SCE 5917-6455	Southern California Edison			28.51
	083123	Electricity - Phelan Park St. Lights 8/1 - ..		22-2-2-58110		28.51
DFT0012310	9/18/2023	SCE 7441-5755	Southern California Edison			461.20
	083023	Electricity - Pinon Hills CC 8/2 - 8/30		22-0-2-58110		461.20
DFT0012311	9/14/2023	CIN UNI	Cintas Corporation			39.08
	4165234260	Vehicle Wash Station Supplies		01-1-8-54710		39.08
DFT0012312	9/14/2023	FRO 5072	Frontier Communications			153.55
	092423	Phones - Oasis Yard 8/25 - 9/24		01-1-1-58010		153.55
DFT0012313	9/11/2023	FRO 8637	Frontier Communications			65.19
	091823	Phones - Sr. Ctr. 8/19 - 9/18		22-0-1-58010		65.19
DFT0012314	9/29/2023	FRO 5743	Frontier Communications			97.82
	100623	Phones - Office 9/7 - 10/6		01-0-1-58010		97.82
DFT0012315	9/11/2023	FRO 3434	Frontier Communications			194.74
	090923	Phones - Telemetry 8/10 - 9/9		01-1-5-58010		194.74
DFT0012316	9/14/2023	NAPA	NAPA Auto Parts			820.44
	083123	Inv #592877 - Brake Fluid for #100		01-1-8-54710		16.46
	083123	Inv #592909 - Lights for #119		01-1-8-54710		112.06
	083123	Inv #594089 - Radiator Hose & Coolan...		01-1-8-54710		96.71
	083123	Inv #594074 - Coolant for #111		01-1-8-54710		41.57
	083123	Inv #594647 -Oil for Backhoe #102		01-1-8-54710		103.43
	083123	Inv #594732 - Def for #113, 113, 116, ...		01-1-8-54710		284.33

Cash Disbursements Report

Payment Dates: 09/01/2023 - 09/30/2023

Payment Number	Payment Date Payable Number	Vendor # Description	Vendor Name	Account Number	Project Account Key	Payment Amount Item Amount
	083123	Inv #594109 - Brake Light Cleaner for ...		01-1-8-54710		165.88
DFT0012317	9/14/2023	CIN UNI	Cintas Corporation			506.08
	083123	Uniform Rental Svcs. - Aug.		01-1-1-54680		465.64
	083123	Uniform Rental Svcs. - Aug.		22-2-1-54680		40.44
DFT0012318	9/14/2023	FBC-STEVE	First Bank Card			1,114.35
	388346	Heart Smart Def. (4) Pads, (4) Batterie...		22-2-2-54620		1,114.35
DFT0012319	9/14/2023	FBC-SEAN	First Bank Card			1,156.19
	080123	Real Truck - Trk #23 Air Bags		01-1-8-54710		526.67
	115067548	Etrailer - Trk #30 Air Bags		01-1-8-54710		629.52
DFT0012320	9/14/2023	FBC-CHRIS	First Bank Card			1,862.93
	73383	Trk 21- Trans. Service, MAF Service, E...		01-1-8-54710		1,862.93
DFT0012321	9/15/2023	CALPERS 457	California Public Employees' Deferred Compensation Plan			175.00
	INV0005426	Cal PERS 457/ Employer Plan: 450 717...		01-1-0-24560		116.85
	INV0005426	Cal PERS 457/ Employer Plan: 450 717...		22-2-0-24560		5.39
	INV0005426	Cal PERS 457/ Employer Plan: 450 717...		25-5-0-24560		52.76
DFT0012322	9/15/2023	CALPERS	Calif Public Employees' Retirement System			3,859.68
	INV0005427	CalPERS/Employee Portion(EE)		01-1-0-24530		3,030.67
	INV0005427	CalPERS/Employee Portion(EE)		01-7-0-24530		330.84
	INV0005427	CalPERS/Employee Portion(EE)		22-2-0-24530		259.59
	INV0005427	CalPERS/Employee Portion(EE)		25-5-0-24530		238.58
DFT0012323	9/15/2023	CALPERS	Calif Public Employees' Retirement System			3,689.62
	INV0005428	CalPERS/Employee Portion(ER)		01-1-0-24530		2,589.73
	INV0005428	CalPERS/Employee Portion(ER)		01-7-0-24530		440.70
	INV0005428	CalPERS/Employee Portion(ER)		22-2-0-24530		457.81
	INV0005428	CalPERS/Employee Portion(ER)		25-5-0-24530		201.38
DFT0012324	9/15/2023	CALPERS	Calif Public Employees' Retirement System			9,777.99
	INV0005429	CalPERS/Employer Portion		01-1-0-24530		7,123.73
	INV0005429	CalPERS/Employer Portion		01-7-0-24530		1,062.73
	INV0005429	CalPERS/Employer Portion		22-2-0-24530		1,019.28
	INV0005429	CalPERS/Employer Portion		25-5-0-24530		572.25
DFT0012325	9/15/2023	CALPERS	Calif Public Employees' Retirement System			23.25
	INV0005430	CalPERS Retirement/ Survivor Benefits		01-1-0-24530		16.28
	INV0005430	CalPERS Retirement/ Survivor Benefits		01-7-0-24530		2.08
	INV0005430	CalPERS Retirement/ Survivor Benefits		22-2-0-24530		3.32
	INV0005430	CalPERS Retirement/ Survivor Benefits		25-5-0-24530		1.57
DFT0012326	9/15/2023	EDD	Employment Development Department			872.07
	INV0005431	State Disability Ins - Payroll Taxes		01-0-0-24510		872.07
DFT0012327	9/15/2023	IRS	Internal Revenue Service			-252.96
	CM0000235	Social Security - Payroll Taxes		01-0-0-24510		-252.96
DFT0012328	9/15/2023	EDD	Employment Development Department			0.51
	INV0005432	State Employer Training Tax - Payroll ...		01-0-0-24510		0.51
DFT0012329	9/15/2023	EDD	Employment Development Department			14.74
	INV0005433	State Unemployment Ins - Payroll Tax...		01-0-0-24510		14.74
DFT0012330	9/15/2023	EDD	Employment Development Department			4,982.68
	INV0005434	CA State Income Tax - Payroll Taxes		01-0-0-24510		4,982.68
DFT0012331	9/15/2023	IRS	Internal Revenue Service			3,147.93
	INV0005435	Medicare - Payroll Taxes		01-0-0-24510		3,147.93

Cash Disbursements Report

Payment Dates: 09/01/2023 - 09/30/2023

Payment Number	Payment Date Payable Number	Vendor # Description	Vendor Name	Account Number	Project Account Key	Payment Amount Item Amount
DFT0012332	9/15/2023 INV0005436	IRS Federal Income Tax - Payroll Taxes	Internal Revenue Service	01-0-0-24510		13,389.97 13,389.97
DFT0012333	9/14/2023 INV0005437	EDD CA State Income Tax - Payroll Taxes	Employment Development Department	01-0-0-24510		779.76 779.76
DFT0012334	9/14/2023 INV0005438	IRS Medicare - Payroll Taxes	Internal Revenue Service	01-0-0-24510		426.70 426.70
DFT0012335	9/14/2023 INV0005439	IRS Federal Income Tax - Payroll Taxes	Internal Revenue Service	01-0-0-24510		1,693.37 1,693.37
DFT0012336	9/28/2023 370000046355	VER FLEET Fleet GPS - August	Verizon Connect Fleet USA, LLC	01-1-8-54300		341.10 341.10
DFT0012337	9/28/2023 4826497	XEROX Copier Lease - 9/12-10/11	Xerox Corporation	01-0-1-54300		280.55 280.55
DFT0012338	9/19/2023 818831185	VSP Vision Insurance - October	Vision Service Plan	01-0-0-14130		453.25 453.25
DFT0012339	9/28/2023 100123-PERS 100123-PERS	CalPERS Health PERS Health Premium - October PERS Health Premium - October	California Public Employees' Retirement System	01-0-0-14130 01-0-1-51230		39,086.95 38,962.27 124.68
DFT0012340	9/28/2023 100123NonPERS 100123NonPERS	CalPERS Health NonPERS Health Premium - October NonPERS Health Premium - October	California Public Employees' Retirement System	01-0-0-14130 01-0-1-51230		3,333.43 3,322.80 10.63
DFT0012342	9/20/2023 2160976A	AME FID Flex Spending 9/1	American Fidelity Assurance Company	01-0-0-24580		187.49 187.49
DFT0012343	9/25/2023 072523 072523	SCE 9587-0653 Electricity - Office 6/23-7/25 Electricity - Solar Credits 6/23-7/25	Southern California Edison	01-0-1-58110 01-1-3-58115		1,940.37 2,652.03 -711.66
DFT0012344	9/28/2023 083123 083123	SCE 8362-7804 Electricity - Solar Meter & Credits 7/3... Electricity - Solar Meter & Credits 7/3...	Southern California Edison	01-1-3-58110 01-1-3-58110		633.28 2.72 630.56
DFT0012345	9/28/2023 082323 082323	SCE 9587-0653 Electricity - Office 7/26-8/23 Electricity - Solar Credit 7/26-8/23	Southern California Edison	01-0-1-58110 01-1-3-58115		1,799.67 2,278.72 -479.05
DFT0012346	9/28/2023 D636845	AME SUP Supplemental Life Insurance - Sept.	American Fidelity Assurance	01-0-0-24580		663.24 663.24
DFT0012347	9/28/2023 093023-4084	THEGAS Gas - Phelan Senior Center 8/18-9/19	The Gas Company	22-0-2-58110		15.78 15.78
DFT0012348	9/28/2023 093023-4585	THEGAS Gas - Phelan CC 8/18-9/19	The Gas Company	22-0-2-58110		67.87 67.87
DFT0012349	9/26/2023 2160981A	AME FID Flex Spending 9/15	American Fidelity Assurance Company	01-0-0-24580		187.49 187.49
DFT0012350	9/28/2023 5176503305	CINFIR First Aid Supplies - Shop	Cintas	01-1-1-54500		357.13 357.13
DFT0012351	9/28/2023 5176503359 5176503359	CINFIR First Aid Supplies - CSD First Aid Supplies - CSD	Cintas	01-0-1-54500 22-0-1-54500		214.23 209.95 4.28
DFT0012352	9/27/2023 11552R	ACT IT Server - Hard Drvie and Battery Backup	David Shay	01-1-1-54530		1,384.18 1,384.18



Cash Disbursements Report

Payment Dates: 09/01/2023 - 09/30/2023

Payment Number	Payment Date Payable Number	Vendor # Description	Vendor Name	Account Number	Project Account Key	Payment Amount Item Amount
DFT0012353	9/29/2023	CALPERS 457	California Public Employees' Deferred Compensation Plan			175.00
	INV0005440	Cal PERS 457/ Employer Plan: 450 717...		01-1-0-24560		123.43
	INV0005440	Cal PERS 457/ Employer Plan: 450 717...		22-2-0-24560		5.94
	INV0005440	Cal PERS 457/ Employer Plan: 450 717...		25-5-0-24560		45.63
DFT0012354	9/29/2023	CALPERS	Calif Public Employees' Retirement System			4,050.11
	INV0005441	CalPERS/Employee Portion(EE)		01-1-0-24530		3,218.02
	INV0005441	CalPERS/Employee Portion(EE)		01-7-0-24530		307.97
	INV0005441	CalPERS/Employee Portion(EE)		22-2-0-24530		322.52
	INV0005441	CalPERS/Employee Portion(EE)		25-5-0-24530		201.60
DFT0012355	9/29/2023	CALPERS	Calif Public Employees' Retirement System			3,689.62
	INV0005442	CalPERS/Employee Portion(ER)		01-1-0-24530		2,589.76
	INV0005442	CalPERS/Employee Portion(ER)		01-7-0-24530		440.70
	INV0005442	CalPERS/Employee Portion(ER)		22-2-0-24530		460.22
	INV0005442	CalPERS/Employee Portion(ER)		25-5-0-24530		198.94
DFT0012356	9/29/2023	CALPERS	Calif Public Employees' Retirement System			9,966.71
	INV0005443	CalPERS/Employer Portion		01-1-0-24530		7,309.46
	INV0005443	CalPERS/Employer Portion		01-7-0-24530		1,040.06
	INV0005443	CalPERS/Employer Portion		22-2-0-24530		1,085.66
	INV0005443	CalPERS/Employer Portion		25-5-0-24530		531.53
DFT0012357	9/29/2023	CALPERS	Calif Public Employees' Retirement System			24.18
	INV0005444	CalPERS Retirement/ Survivor Benefits		01-1-0-24530		17.78
	INV0005444	CalPERS Retirement/ Survivor Benefits		01-7-0-24530		2.02
	INV0005444	CalPERS Retirement/ Survivor Benefits		22-2-0-24530		2.93
	INV0005444	CalPERS Retirement/ Survivor Benefits		25-5-0-24530		1.45
DFT0012358	9/29/2023	EDD	Employment Development Department			827.14
	INV0005445	State Disability Ins - Payroll Taxes		01-0-0-24510		827.14
DFT0012359	9/29/2023	EDD	Employment Development Department			3.03
	INV0005446	State Employer Training Tax - Payroll ...		01-0-0-24510		3.03
DFT0012360	9/29/2023	EDD	Employment Development Department			87.80
	INV0005447	State Unemployment Ins - Payroll Tax...		01-0-0-24510		87.80
DFT0012361	9/29/2023	EDD	Employment Development Department			4,377.65
	INV0005448	CA State Income Tax - Payroll Taxes		01-0-0-24510		4,377.65
DFT0012362	9/29/2023	IRS	Internal Revenue Service			3,168.96
	INV0005449	Medicare - Payroll Taxes		01-0-0-24510		3,168.96
DFT0012363	9/29/2023	IRS	Internal Revenue Service			12,135.37
	INV0005450	Federal Income Tax - Payroll Taxes		01-0-0-24510		12,135.37

Payment Total: 592,796.19

## Report Summary

## Fund Summary

Fund	Payment Amount
01 - WATER FUND	574,015.95
22 - PARKS & RECREATION	14,221.70
23 - STREET LIGHTING	18.27
25 - SOLID WASTE	4,540.27
<b>Grand Total:</b>	<b>592,796.19</b>

## Account Summary

Account Number	Account Name	Payment Amount
01-0-0-14100	Prepaid Expense	19,572.33
01-0-0-14130	Prepaid Benefit	45,781.56
01-0-0-17000	CIP Enterprise Funds	17,705.91
01-0-0-24510	Payroll Tax Payable	69,202.48
01-0-0-24580	Supplemental Ins W/H P...	1,038.22
01-0-1-51230	Employee Group Insuran...	2,026.62
01-0-1-52210	Board Exp - Auto Expense	-6.55
01-0-1-52216	Board - Auto Expense/S...	445.40
01-0-1-52219	Board - Auto Expense/Ph...	507.01
01-0-1-52224	Board - Meals,Travel Exp...	355.32
01-0-1-52226	Board - Meals,Travel Exp...	271.23
01-0-1-52229	Board - Meals,Travel Exp...	429.91
01-0-1-52232	Board - Education,Traini...	40.00
01-0-1-52239	Board - Education,Traini...	40.00
01-0-1-53110	Auditing & Accounting F...	8,450.00
01-0-1-53120	Legal Services	177.68
01-0-1-53150	Outside Service	5,782.12
01-0-1-53170	Software Support	5,610.54
01-0-1-54110	Advertising	378.11
01-0-1-54140	Auto Expense	442.79
01-0-1-54200	Credit Card Fee & Bank ...	502.30
01-0-1-54260	Education & Training	880.77
01-0-1-54300	Equipment Rental / Lease	280.55
01-0-1-54440	Meeting, Seminar & Sup...	865.06
01-0-1-54470	Travel Expense	657.00
01-0-1-54500	Operating Supplies	219.10
01-0-1-54530	Office Supplies	2,425.81
01-0-1-54620	Repair & Maintenance	123.68
01-0-1-54680	Uniforms	58.81
01-0-1-54860	Postage & Mailing	36.70
01-0-1-58010	Telephone	1,055.40
01-0-1-58110	Utilities	5,418.57
01-0-2-58110	Utilities	412.98
01-1-0-13010	Inventory - Water Field ...	13,077.30
01-1-0-16730	Trucks	70,503.75
01-1-0-24530	Retirement W/H Payable	38,562.28
01-1-0-24560	Retirement 457 W/H Pa...	353.53
01-1-1-53150	Outside Service	167.80
01-1-1-53160	Permits & Fees	1,475.81
01-1-1-53170	Software Support	47.98
01-1-1-54230	Dues & Subscriptions	16.15
01-1-1-54260	Education & Training	3,405.85
01-1-1-54440	Meeting, Seminar & Sup...	271.48
01-1-1-54470	Travel Expense	1,024.97
01-1-1-54500	Operating Supplies	820.05
01-1-1-54530	Office Supplies	1,461.70
01-1-1-54680	Uniforms	1,652.31
01-1-1-54830	State & County Fees & S...	9.00
01-1-1-54860	Postage & Mailing	2,110.85

## Account Summary

Account Number	Account Name	Payment Amount
01-1-1-54890	Printing	5,201.29
01-1-1-58010	Telephone	408.55
01-1-1-59310	Other Operating Expens...	18.68
01-1-1-89110	Gain / Loss on Sales of A...	-11,000.00
01-1-2-53150	Outside Service	405.50
01-1-2-53170	Software Support	0.99
01-1-2-54500	Operating Supplies	2,615.11
01-1-2-54620	Repair & Maintenance	5,936.52
01-1-2-54650	Small Tools	512.01
01-1-2-54680	Uniforms	339.25
01-1-3-54500	Operating Supplies	2,437.47
01-1-3-54620	Repair & Maintenance	45,969.73
01-1-3-58110	Utilities	192,456.10
01-1-3-58115	Utilities - Solar Credits	-60,219.99
01-1-4-53140	Laboratory Analysis	567.00
01-1-5-54620	Repair & Maintenance	23,495.94
01-1-5-58010	Telephone	194.74
01-1-6-53170	Software Support	120.00
01-1-6-54500	Operating Supplies	559.35
01-1-6-54860	Postage & Mailing	169.91
01-1-6-54890	Printing	979.76
01-1-8-54300	Equipment Rental / Lease	341.10
01-1-8-54410	Fuel Costs	11,628.72
01-1-8-54710	Vehicle Maintenance	16,531.60
01-1-9-54800	Programs (Wtr Conservat...	612.90
01-1-9-54920	Public Relation	200.00
01-7-0-24530	Retirement W/H Payable	5,396.71
01-7-7-51230	Employee Group Insuran...	230.95
01-7-7-53170	Software Support	47.98
01-7-7-54260	Education & Training	775.00
01-7-7-54470	Travel Expense	934.86
22-0-1-51230	Employee Group Insuran...	158.01
22-0-1-54500	Operating Supplies	4.28
22-0-1-58010	Telephone	173.19
22-0-2-58110	Utilities	2,230.47
22-2-0-24530	Retirement W/H Payable	5,284.46
22-2-0-24560	Retirement 457 W/H Pa...	17.09
22-2-1-54680	Uniforms	40.44
22-2-2-53150	Outside Service	3,068.85
22-2-2-54500	Operating Supplies	312.63
22-2-2-54620	Repair & Maintenance	1,429.57
22-2-2-54650	Small Tools	452.95
22-2-2-54800	Programs (Park & Rec)	810.16
22-2-2-58110	Utilities	28.51
22-2-8-54410	Fuel Costs	120.00
22-2-8-54710	Vehicle Maintenance	91.09
23-0-2-58210	Utilities - Street Lights	18.27
25-5-0-24530	Retirement W/H Payable	3,111.36
25-5-0-24560	Retirement 457 W/H Pa...	154.38
25-5-1-52210	Board Exp - Auto Expense	6.55
25-5-1-54530	Office Supplies	39.63
25-5-1-54800	Programs (Solid Waste)	1,228.35
	<b>Grand Total:</b>	<b>592,796.19</b>

## Project Account Summary

Project Account Key	Payment Amount
**None**	567,266.09
C0002 IMPROVE	240.00

**Project Account Summary**

<b>Project Account Key</b>	<b>Payment Amount</b>
C0002 OUTSIDE SVCS	364.01
C0057 LEGAL	177.68
C0072 OUTSIDE SVCS	4,246.35
C0095 OUTSIDE SVCS	5,633.05
C0109 OUTSIDE SVCS	7,222.50
C0110 OUTSIDE SVCS	<u>7,646.51</u>
<b>Grand Total:</b>	<b>592,796.19</b>

# Agenda Item 3e

Acceptance of Quarterly  
Financial Statements



Phelan Pinon Hills Community Services District

# Revenue and Expense - Ent & Gvmt Funds Summary

For the Period Ending 09/30/2023

	Total ENTERPRISE FUNDS			Total GOVERNMENT FUNDS			TOTAL			Annual Budget
	Budget	Jul - Per	\$ (Unfav) Budget	Budget	Jul - Per	\$ (Unfav) Budget	Budget	Jul - Per	\$ (Unfav) Budget	
<b>Operational</b>										
<b>Revenue</b>										
<b>Total 40 - Water Consumption</b>	1,855,139.46	1,442,532.41	-412,607.05	0.00	0.00	0.00	1,855,139.46	1,442,532.41	-412,607.05	4,528,053.49
<b>Total 41 - Water Meter Charges</b>	786,065.79	790,572.17	4,506.38	0.00	0.00	0.00	786,065.79	790,572.17	4,506.38	3,145,521.65
<b>Total 44 - Special Assessments</b>	0.00	0.00	0.00	0.00	0.00	0.00	0.00	0.00	0.00	283,463.96
<b>Total 47 - Parks</b>	0.00	0.00	0.00	5,004.75	7,130.00	2,125.25	5,004.75	7,130.00	2,125.25	20,027.07
<b>Total 48 - Other Income</b>	76,227.24	78,609.75	2,382.51	87,254.94	38,482.59	-48,772.35	163,482.18	117,092.34	-46,389.84	654,190.68
<b>Total Revenue</b>	<b>2,717,432.49</b>	<b>2,311,714.33</b>	<b>-405,718.16</b>	<b>92,259.69</b>	<b>45,612.59</b>	<b>-46,647.10</b>	<b>2,809,692.18</b>	<b>2,357,326.92</b>	<b>-452,365.26</b>	<b>8,631,256.85</b>
<b>Expense</b>										
<b>Total 50 - Water</b>	5,638.19	0.00	5,638.19	0.00	0.00	0.00	5,638.19	0.00	5,638.19	25,608.92
<b>Total 51 - Salary &amp; Benefits</b>	821,903.16	738,432.57	83,470.59	184,358.34	139,665.20	44,693.14	1,006,261.50	878,097.77	128,163.73	4,123,319.38
<b>Total 52 - Board</b>	24,252.78	17,907.32	6,345.46	3,404.88	1,318.59	2,086.29	27,657.66	19,225.91	8,431.75	110,675.00
<b>Total 53 - Professional Fee</b>	101,116.20	85,024.47	16,091.73	6,281.22	15,463.18	-9,181.96	107,397.42	100,487.65	6,909.77	455,662.09
<b>Total 54 - Service and Supplies</b>	430,215.52	352,095.86	78,119.66	77,663.13	21,291.88	56,371.25	507,878.65	373,387.74	134,490.91	2,004,739.70
<b>Total 58 - Utilities</b>	297,263.16	158,137.72	139,125.44	14,487.57	10,326.83	4,160.74	311,750.73	168,464.55	143,286.18	1,065,425.05
<b>Total 59 - Other Expenses-Depreciation/Amort/Other</b>	446,476.68	444,218.69	2,257.99	23,180.70	23,174.34	6.36	469,657.38	467,393.03	2,264.35	1,879,381.51
<b>Total Expense</b>	<b>2,126,865.69</b>	<b>1,795,816.63</b>	<b>331,049.06</b>	<b>309,375.84</b>	<b>211,240.02</b>	<b>98,135.82</b>	<b>2,436,241.53</b>	<b>2,007,056.65</b>	<b>429,184.88</b>	<b>9,664,811.65</b>
<b>Net Operational Income</b>	<b>590,566.80</b>	<b>515,897.70</b>	<b>-74,669.10</b>	<b>-217,116.15</b>	<b>-165,627.43</b>	<b>51,488.72</b>	<b>373,450.65</b>	<b>350,270.27</b>	<b>-23,180.38</b>	<b>-1,033,554.80</b>
<b>Non-Operational</b>										
<b>70 - Property Tax Revenue</b>										
<b>Total 71 - Property Tax Revenue - Current</b>	0.00	0.00	0.00	0.00	0.00	0.00	0.00	0.00	0.00	1,616,787.98
<b>Total 72 - Property Tax Revenue - Prior Years</b>	0.00	0.00	0.00	0.00	0.00	0.00	0.00	0.00	0.00	39,736.26
<b>Total 73 - Property Tax Revenue - Other</b>	0.00	0.00	0.00	0.00	0.00	0.00	0.00	0.00	0.00	32,427.12
<b>Total 70 - Property Tax Revenue</b>	<b>0.00</b>	<b>0.00</b>	<b>0.00</b>	<b>0.00</b>	<b>0.00</b>	<b>0.00</b>	<b>0.00</b>	<b>0.00</b>	<b>0.00</b>	<b>1,688,951.36</b>
<b>80 - Other Revenue</b>										
<b>Total 82 - Meter Installation/Fees/Capacity</b>	128,913.93	244,400.96	115,487.03	0.00	0.00	0.00	128,913.93	244,400.96	115,487.03	515,862.25
<b>Total 86 - Penalty &amp; Other Fees</b>	51,506.13	53,863.73	2,357.60	0.00	0.00	0.00	51,506.13	53,863.73	2,357.60	206,107.00
<b>Total 88 - Other</b>	365,099.76	440,671.56	75,571.80	182,856.81	208,494.32	25,637.51	547,956.57	649,165.88	101,209.31	2,192,703.66
<b>Total 89 - Other Revenue</b>	0.00	11,000.00	11,000.00	0.00	0.00	0.00	0.00	11,000.00	11,000.00	0.00
<b>Total 80 - Other Revenue</b>	<b>545,519.82</b>	<b>749,936.25</b>	<b>204,416.43</b>	<b>182,856.81</b>	<b>208,494.32</b>	<b>25,637.51</b>	<b>728,376.63</b>	<b>958,430.57</b>	<b>230,053.94</b>	<b>2,914,672.91</b>
<b>Total Revenue</b>	<b>545,519.82</b>	<b>749,936.25</b>	<b>204,416.43</b>	<b>182,856.81</b>	<b>208,494.32</b>	<b>25,637.51</b>	<b>728,376.63</b>	<b>958,430.57</b>	<b>230,053.94</b>	<b>4,603,624.27</b>

	Total ENTERPRISE FUNDS			Total GOVERNMENT FUNDS			TOTAL			Annual Budget
	Budget	Jul - Per	\$ (Unfav) Budget	Budget	Jul - Per	\$ (Unfav) Budget	Budget	Jul - Per	\$ (Unfav) Budget	
<b>90 - Other Expense</b>										
<b>Total 91 - Interest Expense</b>	45,481.37	7,421.91	38,059.46	0.00	0.00	0.00	45,481.37	7,421.91	38,059.46	512,710.00
<b>Total 92 - Loan Expense</b>	16,620.00	16,620.51	-0.51	0.00	0.00	0.00	16,620.00	16,620.51	-0.51	16,620.00
<b>Total 93 - Other Expense - Tax Processing</b>	0.00	0.00	0.00	978.18	0.00	978.18	978.18	0.00	978.18	3,914.35
<b>Total 94 - Chromium 6 Expense Reimb</b>	210,671.22	0.00	210,671.22	0.00	0.00	0.00	210,671.22	0.00	210,671.22	843,022.20
<b>Total 95 - Fair Market Value</b>	5,000.00	5,562.70	-562.70	3,000.00	4,584.16	-1,584.16	8,000.00	10,146.86	-2,146.86	8,000.00
<b>Total 99 - Other</b>	0.00	217,175.16	-217,175.16	0.00	-217,175.16	217,175.16	0.00	0.00	0.00	0.00
<b>Total 90 - Other Expense</b>	277,772.59	246,780.28	30,992.31	3,978.18	-212,591.00	216,569.18	281,750.77	34,189.28	247,561.49	1,384,266.55
<b>Total Expense</b>	277,772.59	246,780.28	30,992.31	3,978.18	-212,591.00	216,569.18	281,750.77	34,189.28	247,561.49	1,384,266.55
<b>Net Non-Operational Income</b>	267,747.23	503,155.97	235,408.74	178,878.63	421,085.32	242,206.69	446,625.86	924,241.29	477,615.43	3,219,357.72
<b>Net Income</b>	858,314.03	1,019,053.67	160,739.64	-38,237.52	255,457.89	293,695.41	820,076.51	1,274,511.56	454,435.05	2,185,802.92





# Balance Sheet - Consolidated Account Summary

As Of 09/30/2023

	Beginning Balance 07/01/2023	09/30/2023	Change
<b>Assets</b>			
<b>Current Assets</b>			
<b>11 - Cash</b>			
11000 - Cash in Bank	9,140,008.93	8,672,509.11	-467,499.82
11100 - Cash in Bank-Project Fund	6,041,609.94	6,096,740.91	55,130.97
11201 - Cash-Operating Reserves	2,065,312.00	2,065,312.00	0.00
11202 - Cash-Replacement Reserves	4,683,713.52	4,575,125.94	-108,587.58
11203 - Cash-Disaster Reserves	4,317,569.52	4,208,981.94	-108,587.58
11300 - Cash-Water Resources (Righ	405,611.81	522,710.93	117,099.12
11310 - Cash-Water Rights (Connect	212,960.00	313,248.00	100,288.00
11400 - Rate Stabilization Cash Fund	389,304.00	389,304.00	0.00
<b>Total 11 - Cash</b>	<b>27,256,089.72</b>	<b>26,843,932.83</b>	<b>-412,156.89</b>
<b>12 - Accounts Receivable</b>			
12010 - Accounts Receivable - Water	935,802.51	861,752.79	-74,049.72
12020 - AR Accounts Receivable	5,314.01	5,277.31	-36.70
12150 - A/R - Accrual	77,732.54	81,588.11	3,855.57
12200 - Accounts Receivable - Parks	22,364.12	3,140.00	-19,224.12
12610 - Delinquent Accounts to Tax	35,078.18	119,506.15	84,427.97
12630 - Water Availability Receivabl	90,517.76	90,517.76	0.00
12640 - Water Availability Receivabl	34.80	34.80	0.00
12740 - Tax Receivable - PPHCSD	45,279.28	0.00	-45,279.28
12750 - Lease Receivable - Circle Gre	55,213.17	55,213.17	0.00
12751 - Lease Receivable - C & G Par	179,337.69	179,337.69	0.00
12800 - Other Receivable	41,184.68	32,310.06	-8,874.62
12910 - Accrued Interest Receivable-	302,566.51	448,700.35	146,133.84
<b>Total 12 - Accounts Receivable</b>	<b>1,790,425.25</b>	<b>1,877,378.19</b>	<b>86,952.94</b>
<b>13 - Inventory</b>			
13010 - Inventory - Water Field Part:	730,982.53	803,127.74	72,145.21
<b>Total 13 - Inventory</b>	<b>730,982.53</b>	<b>803,127.74</b>	<b>72,145.21</b>
<b>14 - Other Current Assets</b>			
14100 - Prepaid Expense	296,834.78	254,923.76	-41,911.02
14120 - Prepaid - Worker's Comp	81,709.97	59,507.88	-22,202.09
14130 - Pre Paid Benefit	29,303.66	55,743.71	26,440.05
14300 - Deferred Outflows of Resou	1,005,901.00	1,005,901.00	0.00
<b>Total 14 - Other Current Assets</b>	<b>1,413,749.41</b>	<b>1,376,076.35</b>	<b>-37,673.06</b>
<b>Total Current Assets</b>	<b>31,191,246.91</b>	<b>30,900,515.11</b>	<b>-290,731.80</b>
<b>Fixed Assets</b>			
<b>15 - Fixed Assets</b>			
15100 - Land	1,340,885.87	1,340,885.87	0.00
15110 - Land	1,828,390.36	1,828,390.36	0.00
15120 - Land - Parks - Phelan	1,504,729.22	1,504,729.22	0.00
15130 - Land - Parks - Pinon Hills	53,892.65	53,892.65	0.00
15150 - Water Rights	16,371,782.80	16,371,782.80	0.00
15160 - Planning and Development	3,969,753.59	3,969,753.59	0.00
15200 - Bldg & Facilities - Pump Stati	4,114,807.94	4,114,807.94	0.00
15230 - Bldg & Facilities	6,826,664.10	6,826,664.10	0.00
15250 - Water Shares - SCWC	8,400.00	8,400.00	0.00
15320 - Improvement - Phelan	714,266.09	714,266.09	0.00
15330 - Improvement - Pinon Hills	621,073.45	621,073.45	0.00
15340 - Improvement - Parks Develo	57,834.16	57,834.16	0.00
15410 - Wells	5,948,269.17	5,948,269.17	0.00
15420 - Reservoirs	4,187,496.00	4,187,496.00	0.00

**Balance Sheet - Consolidated**

**As Of 09/30/2023**

	<b>Beginning Balance 07/01/2023</b>	<b>09/30/2023</b>	<b>Change</b>
15430 - Tanks	2,281,723.29	2,281,723.29	0.00
15440 - Hydrants Telemetry & Contr	191,669.94	191,669.94	0.00
15450 - Transmission & Dist. Mains	18,644,149.27	18,644,149.27	0.00
15480 - Meters	2,258,854.75	2,258,854.75	0.00
<b>Total 15 - Fixed Assets</b>	<b>70,924,642.65</b>	<b>70,924,642.65</b>	<b>0.00</b>
<b>16 - Equipment</b>			
16620 - Equipment - Computer	1,289,606.51	1,289,606.51	0.00
16630 - Equipment-Office Furnitures	24,914.92	24,914.92	0.00
16640 - Equipment - Operation	574,106.62	574,106.62	0.00
16650 - Equipment - P	12,845.00	12,845.00	0.00
16730 - Trucks	749,912.33	786,810.01	36,897.68
16740 - Backhoe & Trailer	151,064.94	151,064.94	0.00
16750 - Dump Truck	190,800.59	190,800.59	0.00
16800 - Other Equipment	82,940.01	82,940.01	0.00
<b>Total 16 - Equipment</b>	<b>3,076,190.92</b>	<b>3,113,088.60</b>	<b>36,897.68</b>
<b>17 - CIP</b>			
17000 - CIP -	3,067,322.12	3,155,009.68	87,687.56
<b>Total 17 - CIP</b>	<b>3,067,322.12</b>	<b>3,155,009.68</b>	<b>87,687.56</b>
<b>19 - Accumulated Depreciation</b>			
19010 - Accm. Depreciation - ADM	-360,225.55	-369,764.34	-9,538.79
19040 - Accm. Depreciation - Parks	-1,646,540.10	-1,667,442.56	-20,902.46
19050 - Accm. Depreciation - OP	-1,648,379.24	-1,718,418.21	-70,038.97
19200 - Accm. Depreciation - Bldg &	-3,432,955.76	-3,454,733.34	-21,777.58
19410 - Accm. Depreciation - Wells	-2,659,110.27	-2,707,468.64	-48,358.37
19420 - Accm. Depreciation - Reserv	-3,522,742.88	-3,561,323.28	-38,580.40
19430 - Accm. Depreciation - Tanks	-949,227.27	-966,055.59	-16,828.32
19440 - Accm. Depreciation - Hydrar	-191,669.94	-191,669.94	0.00
19450 - Accm. Depreciation - Transr	-14,327,913.29	-14,416,376.26	-88,462.97
19470 - Accm. Depreciation - Meters	-692,826.38	-720,847.55	-28,021.17
19620 - Accm. Depreciation - Equipn	-1,214,341.67	-1,219,620.58	-5,278.91
19630 - Accm. Depreciation - Office	-24,914.92	-24,914.92	0.00
19640 - Accm. Depreciation - Equipn	-161,436.80	-172,038.51	-10,601.71
19730 - Accm. Depreciation - Truck	-463,206.30	-455,321.60	7,884.70
19740 - Accm. Depreciation - Backhc	-120,309.15	-123,857.90	-3,548.75
19750 - Accm. Depreciation - Dump	-143,601.98	-151,468.41	-7,866.43
19800 - Accm. Depreciation - Other I	-59,019.01	-59,491.14	-472.13
19900 - Accm. Amortization	-2,794,978.02	-2,863,547.68	-68,569.66
<b>Total 19 - Accumulated Depreciation</b>	<b>-34,413,398.53</b>	<b>-34,844,360.45</b>	<b>-430,961.92</b>
<b>Total Fixed Assets</b>	<b>42,654,757.16</b>	<b>42,348,380.48</b>	<b>-306,376.68</b>
<b>Other Assets</b>			
<b>18 - Other Assets</b>			
18100 - Deposits	500.00	500.00	0.00
<b>Total 18 - Other Assets</b>	<b>500.00</b>	<b>500.00</b>	<b>0.00</b>
<b>Total Other Assets</b>	<b>500.00</b>	<b>500.00</b>	<b>0.00</b>
<b>Total Assets</b>	<b>73,846,504.07</b>	<b>73,249,395.59</b>	<b>-597,108.48</b>
<b>Liability</b>			
<b>Current Liabilities</b>			
<b>21 - Accounts Payable</b>			
21100 - Accounts Payable - Trade	1,302,482.66	-1,243.53	-1,303,726.19
21150 - Accounts Payable - Unclaim	1,912.24	1,895.77	-16.47
<b>Total 21 - Accounts Payable</b>	<b>1,304,394.90</b>	<b>652.24</b>	<b>-1,303,742.66</b>
<b>22 - Accrued Payable</b>			
22150 - Accrued Interest Payable	114,372.11	0.00	-114,372.11
22210 - Deferred Revenue	65,471.48	239.80	-65,231.68
<b>Total 22 - Accrued Payable</b>	<b>179,843.59</b>	<b>239.80</b>	<b>-179,603.79</b>
<b>23 - Deposit</b>			

**Balance Sheet - Consolidated**

**As Of 09/30/2023**

	Beginning Balance 07/01/2023	09/30/2023	Change
23310 - Customer Deposits	17,501.00	17,501.00	0.00
23320 - Customer Deposit - Meter	23,000.00	10,000.00	-13,000.00
23330 - Customer Deposit - Maint. B	13,165.88	20,529.61	7,363.73
<b>Total 23 - Deposit</b>	<b>53,666.88</b>	<b>48,030.61</b>	<b>-5,636.27</b>
<b>24 - Payroll Liability</b>			
24410 - Accrued Payroll	1,963.65	0.00	-1,963.65
24510 - Payroll Tax Payable	20,185.37	0.00	-20,185.37
24530 - Retirement W/H Payable	15,515.86	0.00	-15,515.86
24535 - Retirement W/H Payable-Pri	23,563.76	23,563.76	0.00
24540 - Worker's Compensation Pay	3,580.01	3,580.01	0.00
24560 - Retirement 457 W/H Payabl	175.00	0.00	-175.00
24580 - Supplemental Ins W/H Payal	350.98	156.22	-194.76
24650 - Current P- Compensated abs	132,697.20	132,697.20	0.00
<b>Total 24 - Payroll Liability</b>	<b>198,031.83</b>	<b>159,997.19</b>	<b>-38,034.64</b>
<b>25 - Other Current Liabilities</b>			
25500 - Deferred Inflows of Resourc	60,463.00	60,463.00	0.00
25510 - Deferred Inflow Lease - Circl	50,685.72	50,685.72	0.00
25511 - Deferred Inflow Lease - C & i	164,928.43	164,928.43	0.00
<b>Total 25 - Other Current Liabilities</b>	<b>276,077.15</b>	<b>276,077.15</b>	<b>0.00</b>
<b>Total Current Liabilities</b>	<b>2,012,014.35</b>	<b>484,996.99</b>	<b>-1,527,017.36</b>
<b>Long Term Liabilities</b>			
<b>29 - Long Term Liability</b>			
29720 - CIEDB Loan	5,540,170.16	5,318,665.51	-221,504.65
29740 - Loan Payable - CalTrans	32,851.87	32,851.87	0.00
29750 - MFC Loan 2021	4,767,010.10	4,643,912.07	-123,098.03
29760 - MFC Civic Center Site Lease	5,945,779.69	5,945,779.69	0.00
29800 - Compensated absences	132,697.20	132,697.20	0.00
29850 - Net Pension Liability	-539,181.00	-539,181.00	0.00
<b>Total 29 - Long Term Liability</b>	<b>15,879,328.02</b>	<b>15,534,725.34</b>	<b>-344,602.68</b>
<b>Total Long Term Liabilities</b>	<b>15,879,328.02</b>	<b>15,534,725.34</b>	<b>-344,602.68</b>
<b>Total Liability</b>	<b>17,891,342.37</b>	<b>16,019,722.33</b>	<b>-1,871,620.04</b>
<b>Equity</b>			
<b>31 - Board Designated Reserves</b>			
31110 - Operating Reserve - Water&	1,819,463.00	1,819,463.00	0.00
31150 - Operating Reserve - Govt Fu	245,849.00	245,849.00	0.00
31210 - Debt Service Reserve - CEIDI	625,392.00	625,392.00	0.00
31220 - Water Rate Stabilization Fun	389,304.00	389,304.00	0.00
31310 - Replacement Reserve - Wate	4,457,243.52	4,348,655.94	-108,587.58
31350 - Replacement Reserve - Govt	226,470.00	226,470.00	0.00
31410 - Disaster Reserve-Water&Ad	4,103,496.52	3,994,908.94	-108,587.58
31450 - Disaster Reserve - Govt Func	214,073.00	214,073.00	0.00
<b>Total 31 - Board Designated Reserves</b>	<b>12,081,291.04</b>	<b>11,864,115.88</b>	<b>-217,175.16</b>
<b>32 - Unrestricted</b>			
32000 - Unrestricted Net Assets	17,963,950.47	18,181,125.63	217,175.16
<b>Total 32 - Unrestricted</b>	<b>17,963,950.47</b>	<b>18,181,125.63</b>	<b>217,175.16</b>
<b>33 - Investment in Plant</b>			
33110 - Investments in Utility Plant-(	23,764,129.39	23,764,129.39	0.00
33120 - Investments in Utility Plant-I	2,145,790.80	2,145,790.80	0.00
<b>Total 33 - Investment in Plant</b>	<b>25,909,920.19</b>	<b>25,909,920.19</b>	<b>0.00</b>
<b>Total Beginning Equity</b>	<b>55,955,161.70</b>	<b>55,955,161.70</b>	<b>0.00</b>
Total Revenue	0.00	3,315,757.49	3,315,757.49
Total Expense	0.00	2,041,245.93	2,041,245.93
<b>Total Equity and Current Surplus (Deficit):</b>	<b>55,955,161.70</b>	<b>57,229,673.26</b>	<b>1,274,511.56</b>
<b>Total Liabilities, Equity and Current Surplus (Deficit):</b>	<b>73,846,504.07</b>	<b>73,249,395.59</b>	<b>-597,108.48</b>



Phelan Pinon Hills Community Services District

# Revenue and Expense - Consolidated Summary

For the Period Ending 09/30/2023

	CURRENT			YEAR TO DATE			Annual Budget	%	
	Budget	Per	\$ (Unfav) Budget	YTD Budget	Jul - Per	\$ (Unfav) Budget			
<b>Operational</b>									
<b>Revenue</b>									
<b>Total 40 - Water Consumption</b>	526,205.63	343,021.70	-183,183.93	1,855,139.46	1,442,532.41	-412,607.05	4,528,053.49	31.86%	-9.11%
<b>Total 41 - Water Meter Charges</b>	262,021.93	263,367.19	1,345.26	786,065.79	790,572.17	4,506.38	3,145,521.65	25.13%	0.14%
<b>Total 44 - Special Assessments</b>	0.00	0.00	0.00	0.00	0.00	0.00	283,463.96	0.00%	0.00%
<b>Total 47 - Parks</b>	1,668.25	2,010.00	341.75	5,004.75	7,130.00	2,125.25	20,027.07	35.60%	10.61%
<b>Total 48 - Other Income</b>	54,494.06	25,621.82	-28,872.24	163,482.18	117,092.34	-46,389.84	654,190.68	17.90%	-7.09%
<b>Total Revenue</b>	844,389.87	634,020.71	-210,369.16	2,809,692.18	2,357,326.92	-452,365.26	8,631,256.85	27.31%	-5.24%
<b>Expense</b>									
<b>Total 50 - Water</b>	5,638.19	0.00	5,638.19	5,638.19	0.00	5,638.19	25,608.92	0.00%	22.02%
<b>Total 51 - Salary &amp; Benefits</b>	338,000.65	287,855.78	50,144.87	1,006,261.50	878,097.77	128,163.73	4,123,319.38	21.30%	3.11%
<b>Total 52 - Board</b>	9,219.22	6,240.47	2,978.75	27,657.66	19,225.91	8,431.75	110,675.00	17.37%	7.62%
<b>Total 53 - Professional Fee</b>	35,799.14	22,628.89	13,170.25	107,397.42	100,487.65	6,909.77	455,662.09	22.05%	1.52%
<b>Total 54 - Service and Supplies</b>	166,027.55	70,663.04	95,364.51	507,878.65	373,387.74	134,490.91	2,004,739.70	18.63%	6.71%
<b>Total 58 - Utilities</b>	91,319.69	-6,694.98	98,014.67	311,750.73	168,464.55	143,286.18	1,065,425.05	15.81%	13.45%
<b>Total 59 - Other Expenses-Depreciation/Amort/Other</b>	156,552.46	156,381.80	170.66	469,657.38	467,393.03	2,264.35	1,879,381.51	24.87%	0.12%
<b>Total Expense</b>	802,556.90	537,075.00	265,481.90	2,436,241.53	2,007,056.65	429,184.88	9,664,811.65	20.77%	4.44%
<b>Net Operational Income</b>	41,832.97	96,945.71	55,112.74	373,450.65	350,270.27	-23,180.38	-1,033,554.80	-33.89%	2.24%
<b>Non-Operational</b>									
<b>70 - Property Tax Revenue</b>									
<b>Total 71 - Property Tax Revenue - Current</b>	0.00	0.00	0.00	0.00	0.00	0.00	1,616,787.98	0.00%	0.00%
<b>Total 72 - Property Tax Revenue - Prior Years</b>	0.00	0.00	0.00	0.00	0.00	0.00	39,736.26	0.00%	0.00%
<b>Total 73 - Property Tax Revenue - Other</b>	0.00	0.00	0.00	0.00	0.00	0.00	32,427.12	0.00%	0.00%
<b>Total 70 - Property Tax Revenue</b>	0.00	0.00	0.00	0.00	0.00	0.00	1,688,951.36	0.00%	0.00%
<b>80 - Other Revenue</b>									
<b>Total 82 - Meter Installation/Fees/Capacity</b>	42,971.31	76,937.64	33,966.33	128,913.93	244,400.96	115,487.03	515,862.25	47.38%	22.39%
<b>Total 86 - Penalty &amp; Other Fees</b>	17,168.71	19,359.77	2,191.06	51,506.13	53,863.73	2,357.60	206,107.00	26.13%	1.14%
<b>Total 88 - Other</b>	182,652.19	213,020.86	30,368.67	547,956.57	649,165.88	101,209.31	2,192,703.66	29.61%	4.62%
<b>Total 89 - Other Revenue</b>	0.00	11,000.00	11,000.00	0.00	11,000.00	11,000.00	0.00	0.00%	0.00%
<b>Total 80 - Other Revenue</b>	242,792.21	320,318.27	77,526.06	728,376.63	958,430.57	230,053.94	2,914,672.91	32.88%	7.89%
<b>Total Revenue</b>	242,792.21	320,318.27	77,526.06	728,376.63	958,430.57	230,053.94	4,603,624.27	20.82%	5.00%

	CURRENT			YEAR TO DATE			Annual Budget	%	
	Budget	Per	\$ (Unfav) Budget	YTD Budget	Jul - Per	\$ (Unfav) Budget			
<b>90 - Other Expense</b>									
<b>Total 91 - Interest Expense</b>	374.12	0.00	374.12	45,481.37	7,421.91	38,059.46	512,710.00	1.45%	7.42%
<b>Total 92 - Loan Expense</b>	0.00	0.00	0.00	16,620.00	16,620.51	-0.51	16,620.00	100.00%	0.00%
<b>Total 93 - Other Expense - Tax Processing</b>	326.06	0.00	326.06	978.18	0.00	978.18	3,914.35	0.00%	24.99%
<b>Total 94 - Chromium 6 Expense Reimb</b>	70,223.74	0.00	70,223.74	210,671.22	0.00	210,671.22	843,022.20	0.00%	24.99%
<b>Total 95 - Fair Market Value</b>	0.00	8,149.04	-8,149.04	8,000.00	10,146.86	-2,146.86	8,000.00	126.84%	-26.84%
<b>Total 99 - Other</b>	0.00	0.00	0.00	0.00	0.00	0.00	0.00	0.00%	0.00%
<b>Total 90 - Other Expense</b>	70,923.92	8,149.04	62,774.88	281,750.77	34,189.28	247,561.49	1,384,266.55	2.47%	17.88%
<b>Total Expense</b>	70,923.92	8,149.04	62,774.88	281,750.77	34,189.28	247,561.49	1,384,266.55	2.47%	17.88%
<b>Net Non-Operational Income</b>	171,868.29	312,169.23	140,300.94	446,625.86	924,241.29	477,615.43	3,219,357.72	28.71%	14.84%
<b>Net Income</b>	213,701.26	409,114.94	195,413.68	820,076.51	1,274,511.56	454,435.05	2,185,802.92	58.31%	20.79%



# Statement of Cash Flows - Phelan Pinon Hills

Phelan Pinon Hills Community Services Dis

07/01/2023 - 09/30/2023

## 01 - WATER FUND

### Cash Flows From Operating Activities

Total Revenue	3,061,650.58
Total Expense	2,042,596.91
<b>Net Income</b>	<b>1,019,053.67</b>

### Adjustments to Net Income

Depr Amort Exp Accts - Depreciation & Amortization Expense Acct	441,393.65
<b>Net Income After Adjustments</b>	<b>1,460,447.32</b>

### Adjustments to reconcile Net Income to net cash provided by Operating Activities

12010 - Accounts Receivable - Water	-74,049.72
12150 - A/R - Accrual	3,855.57
12610 - Delinquent Accounts to Tax Roll	84,427.97
12910 - Accrued Interest Receivable-GF	146,133.84
13010 - Inventory - Water Field Parts	72,145.21
14100 - Prepaid Expense	-41,911.02
14120 - Prepaid - Workers Comp	-22,202.09
14130 - Prepaid Benefit	26,440.05
21100 - Accounts Payable - Trade	1,276,381.56
21150 - Accounts Payable - Unclaimed	16.47
22150 - Accrued Interest Payable	114,372.11
22210 - Deferred Revenue	65,766.68
23320 - Customer Deposit - Meter	13,000.00
23330 - Customer Deposit - Maint. Bond	-7,363.73
24410 - Accrued Payroll	1,963.65
24510 - Payroll Tax Payable	20,185.37
24530 - Retirement W/H Payable	12,779.39
24560 - Retirement 457 W/H Payable	107.50
24580 - Supplemental Ins Payable	194.76
<b>Net cash provided by Operating Activities</b>	<b>-231,796.25</b>

### Cash Flows From Investing Activities

16730 - Trucks	-36,897.68
17000 - CIP	-86,862.56
<b>Net cash provided by Investing Activities</b>	<b>-123,760.24</b>

### Cash Flows From Financing Activities

29720 - CIEDB Loan 2012	-221,504.65
29750 - Loan Payable - MFC Loan 2021 (Re-fi)	-123,098.03
<b>Net cash provided by Financing Activities</b>	<b>-344,602.68</b>

**Net Change in Cash** **-700,159.17**

**Beginning Cash Balance** **12,214,624.27**

**Ending Cash Balance** **11,514,465.10**

Statement of Cash Flows - Phelan Pinon Hills

07/01/2023 - 09/30/2023

20 - GOV'T GENERAL FUND

Cash Flows From Operating Activities

Total Revenue	98,524.56
Total Expense	<u>-208,875.30</u>
<b>Net Income</b>	<b>307,399.86</b>

Adjustments to Net Income

Depr Amort Exp Accts - Depreciation & Amortization Expense Acct	<u>1,287.56</u>
<b>Net Income After Adjustments</b>	<b>308,687.42</b>

Adjustments to reconcile Net Income to net cash provided by Operating Activities

12800 - Other Receivable	<u>-8,874.62</u>
<b>Net cash provided by Operating Activities</b>	<b>317,562.04</b>

**Net Change in Cash** **317,562.04**

**Beginning Cash Balance** **-99,984.16**

**Ending Cash Balance** **217,577.88**



Statement of Cash Flows - Phelan Pinon Hills

07/01/2023 - 09/30/2023

22 - PARKS & RECREATION

Cash Flows From Operating Activities

Total Revenue	69,093.76
Total Expense	145,151.61
<b>Net Income</b>	<b>-76,057.85</b>

Adjustments to Net Income

Depr Amort Exp Accts - Depreciation & Amortization Expense Acct	21,886.78
<b>Net Income After Adjustments</b>	<b>-54,171.07</b>

Adjustments to reconcile Net Income to net cash provided by Operating Activities

12200 - Accounts Receivable - Gov't	2,100.00
21100 - Accounts Payable - Trade	17,138.11
22210 - Deferred Revenue	-535.00
24530 - Retirement W/H Payable	1,570.55
24560 - Retirement 457 W/H Payable	6.23
<b>Net cash provided by Operating Activities</b>	<b>-74,450.96</b>

Cash Flows From Investing Activities

17000 - CIP	-825.00
<b>Net cash provided by Investing Activities</b>	<b>-825.00</b>

**Net Change in Cash** **-75,275.96**

**Beginning Cash Balance** **5,505,667.63**

**Ending Cash Balance** **5,430,391.67**

Statement of Cash Flows - Phelan Pinon Hills

07/01/2023 - 09/30/2023

23 - STREET LIGHTING

Cash Flows From Operating Activities

Total Revenue	192.30
Total Expense	<u>1,727.26</u>
<b>Net Income</b>	<b>-1,534.96</b>
<b>Adjustments to reconcile Net Income to net cash provided by Operating Activities</b>	
21100 - Accounts Payable - Trade	<u>3,380.89</u>
<b>Net cash provided by Operating Activities</b>	<b>-4,915.85</b>
<b>Net Change in Cash</b>	<b>-4,915.85</b>
<b>Beginning Cash Balance</b>	<b>26,645.32</b>
<b>Ending Cash Balance</b>	<b><u>21,729.47</u></b>

Statement of Cash Flows - Phelan Pinon Hills

07/01/2023 - 09/30/2023

24 - GOV'T PROPERTY TAX

Cash Flows From Operating Activities

Total Revenue	46,030.11
Total Expense	<u>1,805.61</u>
<b>Net Income</b>	<b>44,224.50</b>
<b>Adjustments to reconcile Net Income to net cash provided by Operating Activities</b>	
12740 - Tax Receivable - PPHCSD	<u>-45,279.28</u>
<b>Net cash provided by Operating Activities</b>	<b>89,503.78</b>
<b>Net Change in Cash</b>	<b>89,503.78</b>
<b>Beginning Cash Balance</b>	<b>3,482,062.86</b>
<b>Ending Cash Balance</b>	<b><u>3,571,566.64</u></b>

Statement of Cash Flows - Phelan Pinon Hills

07/01/2023 - 09/30/2023

25 - SOLID WASTE

Cash Flows From Operating Activities

Total Revenue	40,266.18
Total Expense	<u>58,839.84</u>
<b>Net Income</b>	<b>-18,573.66</b>

Adjustments to reconcile Net Income to net cash provided by Operating Activities

12200 - Accounts Receivable - Gov't	-21,324.12
21100 - Accounts Payable - Trade	6,825.63
24530 - Retirement W/H Payable	1,165.92
24560 - Retirement 457 W/H Payable	<u>61.27</u>
<b>Net cash provided by Operating Activities</b>	<b>-5,302.36</b>

**Net Change in Cash** **-5,302.36**

**Beginning Cash Balance** **85,463.86**

**Ending Cash Balance** **80,161.50**



Revenue Code - Description	Current Amount	+ 1 Month	+2 Months	+ 3 Months	+ 4 Months	Balance
400 - Payment Agreement Contract	4,385.35	134.63	91.56	11.07	63.32	4,685.93
600 - Misc Charges - Water	9,726.32	6,823.62	2,925.60	963.04	647.05	21,085.63
600 LIEN - Misc Charges - Water LIEN	0.00	120.00	105.00	35.00	0.00	260.00
996 - Utility Unapplied Credits	-56,281.82	-2,457.78	-56.48	0.00	-1,408.77	-60,204.85
C-001 - Consumption - Residential	253,910.11	71,899.08	32,120.83	1,575.10	2,613.97	362,119.09
C-001 (WR) - Consumption - Resid (WR)	17,686.22	9,154.23	6,971.38	155.75	703.67	34,671.25
C-001 LIEN - Consumption - Residential LIEN	0.00	621.52	2,914.02	613.82	0.00	4,149.36
C-002 - Consumption - Commercial	2,438.88	546.34	0.00	0.00	0.00	2,985.22
C-007 - Consumption - Multiple Res	340.92	33.02	0.00	0.00	0.00	373.94
C-009 - Consumption - School	35,093.02	0.00	0.00	0.00	0.00	35,093.02
C-011 - Consumption - Construction	1,583.93	0.00	0.00	0.00	0.00	1,583.93
C-012 - Consumption - Fill Station	5,795.07	0.00	0.00	0.00	0.00	5,795.07
C-100 - Cutoff	0.00	110.00	440.00	0.00	0.00	550.00
CHROM 6-001 - Chromium 6 Surcharge	67,556.15	12,400.54	5,143.56	1,455.08	1,303.91	87,859.24
CHROM-001LIEN - Chromium-6 LIEN	0.00	161.78	84.48	75.58	0.00	321.84
LIEN CHARGE - Lien Filing Charge	0.00	0.00	50.00	0.00	0.00	50.00
M-001 - Meter Charge - Residential	244,596.82	45,432.54	18,744.10	4,853.34	4,345.15	317,971.95
M-001 LIEN - Meter Chrg - Residential LIEN	0.00	1,870.88	1,141.92	980.01	0.00	3,992.81
M-002 - Meter Charge - Commercial	2,133.09	323.60	0.00	0.00	0.00	2,456.69
M-003 - Meter Charge - Fire	243.00	0.00	0.00	0.00	0.00	243.00
M-007 - Meter Charge - Multiple Res	266.16	111.08	0.00	0.00	0.00	377.24
M-009 - Meter Charge - School	3,469.06	0.00	0.00	0.00	0.00	3,469.06
M-011 - Meter Charges - Construction	353.94	171.27	0.00	0.00	0.00	525.21
M-012 - Meter Charge - Fill Station	668.84	0.00	0.00	0.00	0.00	668.84
P-001 - Penalty	-2.42	15,384.24	6,841.09	1,732.39	1,648.60	25,603.90
P-001 LIEN - Penalty LIEN	0.00	170.31	128.50	126.24	15.13	440.18
P-002 - Penalty-Adjustment	0.00	46.29	7.14	2.32	0.00	55.75
P-002 LIEN - Penalty - Adjustment LIEN	0.00	0.00	0.00	3.45	0.00	3.45
P-003 - Miscellaneous Charges	0.00	490.72	894.48	41.43	431.60	1,858.23
P-003 LIEN - Miscellaneous Charges LIEN	0.00	0.00	1,442.43	4.71	0.00	1,447.14
<b>Revenue Totals:</b>	<b>593,962.64</b>	<b>163,547.91</b>	<b>79,989.61</b>	<b>12,628.33</b>	<b>10,363.63</b>	<b>860,492.12</b>



Payable Number	Description	Post Date	Payable Amount	Discount Amount	Shipping Amount	Tax Amount	Net Amount
<b>Payable Account:</b> <a href="#">99-0-0-21100 - Accounts Payable - Trade</a>							
<b>Vendor:</b> <a href="#">ALTLAN</a>	<b>ALTA Language Services, Inc.</b>						
<a href="#">IS676908</a>	(2) Translator Exams - E. Araiza, F. Ramirez	09/30/2023	242.00	0.00	0.00	0.00	242.00
	<b>Distributions</b>						
	<b>Account Number</b>	<b>Account Name</b>	<b>Project Account Key</b>	<b>Distribution Amount</b>			
	01-0-1-54290	Employment Expense		242.00			

Payable Count: (1) 242.00

<b>Vendor:</b> <a href="#">AQUA MET</a>	<b>Aqua Metric Sales Co</b>						
<a href="#">INV0096983</a>	3" Hydroverse Meter for Fill Station	09/30/2023	5,718.30	0.00	0.00	0.00	5,718.30

Payable Count: (3) 73,456.18

Account Number	Account Name	Project Account Key	Distribution Amount
01-1-6-54620	Repair & Maintenance		5,718.30

<a href="#">INV0096984</a>	Sensus iPerl Mini Reader	09/30/2023	1,111.98	0.00	0.00	0.00	1,111.98
----------------------------	--------------------------	------------	----------	------	------	------	----------

Account Number	Account Name	Project Account Key	Distribution Amount
01-0-0-17000	CIP Enterprise Funds	C0084 OUTSIDE SVCS	1,111.98

<a href="#">INV0096985</a>	(486) MXU Single Port Antennas	09/30/2023	61,833.78	0.00	0.00	4,792.12	66,625.90
----------------------------	--------------------------------	------------	-----------	------	------	----------	-----------

Account Number	Account Name	Project Account Key	Distribution Amount
01-1-0-13010	Inventory - Water Field Parts		66,625.90

<b>Vendor:</b> <a href="#">AVCOM</a>	<b>AVCOM Services Inc.</b>						
<a href="#">30347</a>	Answering Service - September	09/30/2023	96.50	0.00	0.00	0.00	96.50

Payable Count: (1) 96.50

Account Number	Account Name	Project Account Key	Distribution Amount
01-0-1-53150	Outside Service		96.50

<b>Vendor:</b> <a href="#">BRUMCE</a>	<b>Brunick, McElhane &amp; Kennedy</b>						
<a href="#">193</a>	Legal Services - August	08/31/2023	7,988.75	0.00	0.00	0.00	7,988.75

Payable Count: (1) 7,988.75

Account Number	Account Name	Project Account Key	Distribution Amount
01-0-0-17000	CIP Enterprise Funds	C0002 OUTSIDE SVCS	2,520.00
01-0-1-53120	Legal Services		2,075.00
01-1-1-53120	Legal Services		2,243.75
20-0-1-53120	Legal Services		537.50
22-2-0-17000	CIP - Parks & Rec	C0078 OUTSIDE SVCS	437.50
25-0-1-53120	Legal Services		175.00

<b>Vendor:</b> <a href="#">CJ BROWN</a>	<b>C.J. Brown &amp; Company, CPAS - An Accounting Corp.</b>						
<a href="#">093023</a>	Professional Services - September	09/30/2023	500.00	0.00	0.00	0.00	500.00

Payable Count: (1) 500.00

Account Number	Account Name	Project Account Key	Distribution Amount
01-0-1-53110	Auditing & Accounting Fees		500.00

<b>Vendor:</b> <a href="#">HARFRE</a>	<b>Central Purchasing LLC</b>						
<a href="#">1026438</a>	100W. Solar Panel	09/30/2023	119.99	0.00	0.00	9.30	129.29

Payable Count: (1) 129.29

Account Number	Account Name	Project Account Key	Distribution Amount
01-1-2-54620	Repair & Maintenance		129.29



Open Payable Report

As Of 09/30/2023

Payable Number	Description	Post Date	Payable Amount	Discount Amount	Shipping Amount	Tax Amount	Net Amount	
Vendor: <a href="#">CHA HAY</a> <a href="#">093023</a>	<b>Charles Hays</b> September Mileage - CSDA, Board, Solid Waste	09/30/2023	477.89	0.00	0.00	0.00	477.89	
<b>Distributions</b>							<b>Payable Count: (1)</b>	<b>477.89</b>
Account Number	Account Name	Project Account Key	Distribution Amount					
01-0-1-52210	Board Exp - Auto Expense		-7.34					
01-0-1-52214	Board - Auto Expense/Hays		477.89					
25-5-1-52210	Board Exp - Auto Expense		7.34					
Vendor: <a href="#">CIN UNI</a> <a href="#">4168034296</a>	<b>Cintas Corporation</b> Vehicle Wash Station Supplies	09/30/2023	36.27	0.00	0.00	2.81	39.08	
<b>Distributions</b>							<b>Payable Count: (2)</b>	<b>788.02</b>
Account Number	Account Name	Project Account Key	Distribution Amount					
01-1-8-54710	Vehicle Maintenance		39.08					
<a href="#">po-05558</a>	Uniform Rental Svcs. - Sept.	09/30/2023	748.94	0.00	0.00	0.00	748.94	
<b>Distributions</b>								
Account Number	Account Name	Project Account Key	Distribution Amount					
01-1-1-54680	Uniforms		708.50					
22-2-1-54680	Uniforms		40.44					
Vendor: <a href="#">CED</a> <a href="#">9085-1040045</a>	<b>Consolidated Electrical Distributors Inc</b> Beekley Rd. Vault Transfer Switch	09/30/2023	2,758.50	0.00	0.00	0.00	2,758.50	
<b>Distributions</b>							<b>Payable Count: (3)</b>	<b>4,126.75</b>
Account Number	Account Name	Project Account Key	Distribution Amount					
01-1-5-54620	Repair & Maintenance		2,758.50					
<a href="#">9085-1040481</a>	Duplexes for Well 15	09/30/2023	10.05	0.00	0.00	0.88	10.93	
<b>Distributions</b>								
Account Number	Account Name	Project Account Key	Distribution Amount					
01-0-0-17000	CIP Enterprise Funds	C0095 OUTSIDE SVCS	10.93					
<a href="#">9085-1040520</a>	Conduit and Nipples for Well 15	09/30/2023	1,357.32	0.00	0.00	0.00	1,357.32	
<b>Distributions</b>								
Account Number	Account Name	Project Account Key	Distribution Amount					
01-0-0-17000	CIP Enterprise Funds	C0095 OUTSIDE SVCS	1,357.32					
Vendor: <a href="#">CORE</a> <a href="#">T442913</a>	<b>Core &amp; Main</b> (8) 6x12 Clamps	09/30/2023	1,888.00	0.00	0.00	146.32	2,034.32	
<b>Distributions</b>							<b>Payable Count: (2)</b>	<b>4,338.66</b>
Account Number	Account Name	Project Account Key	Distribution Amount					
01-1-0-13010	Inventory - Water Field Parts		2,034.32					
<a href="#">T600714</a>	12" Butterfly Discharge Valve 6" MJ for Well 15	09/30/2023	2,304.34	0.00	0.00	0.00	2,304.34	
<b>Distributions</b>								
Account Number	Account Name	Project Account Key	Distribution Amount					
01-0-0-17000	CIP Enterprise Funds	C0095 OUTSIDE SVCS	2,304.34					
Vendor: <a href="#">DEBPHI</a> <a href="#">093023</a>	<b>Deborah Jeanne Philips</b> Sept. Mileage - Board, Leg., ASBCSD, SW	09/30/2023	103.49	0.00	0.00	0.00	103.49	
<b>Distributions</b>							<b>Payable Count: (1)</b>	<b>103.49</b>
Account Number	Account Name	Project Account Key	Distribution Amount					
01-0-1-52210	Board Exp - Auto Expense		-6.55					
01-0-1-52219	Board - Auto Expense/Philips		103.49					
25-5-1-52210	Board Exp - Auto Expense		6.55					
Vendor: <a href="#">DVMG</a> <a href="#">13084-1</a>	<b>Desert Valley Medical Group Inc</b> Medical Screening - S. Madrigal, E. D. Cruz	08/31/2023	350.00	0.00	0.00	0.00	350.00	
<b>Distributions</b>							<b>Payable Count: (2)</b>	<b>410.00</b>

Open Payable Report

As Of 09/30/2023

Payable Number	Description	Post Date	Payable Amount	Discount Amount	Shipping Amount	Tax Amount	Net Amount
<b>Distributions</b>							
	<b>Account Number</b>	<b>Account Name</b>	<b>Project Account Key</b>	<b>Distribution Amount</b>			
	01-0-1-54290	Employment Expense		350.00			
<a href="#">13084-2</a>	Medical Screening - DOT L. Marckstadt	09/30/2023	60.00	0.00	0.00	0.00	60.00
<b>Distributions</b>							
	<b>Account Number</b>	<b>Account Name</b>	<b>Project Account Key</b>	<b>Distribution Amount</b>			
	01-0-1-54290	Employment Expense		60.00			
<b>Vendor:</b> <a href="#">FBC-CHARLES</a>	<b>First Bank Card - Charles</b>					<b>Payable Count: (1)</b>	<b>112.33</b>
<a href="#">093023</a>	FBC Statement - September	09/30/2023	112.33	0.00	0.00	0.00	112.33
<b>Distributions</b>							
	<b>Account Number</b>	<b>Account Name</b>	<b>Project Account Key</b>	<b>Distribution Amount</b>			
	01-0-1-52224	Board - Meals,Travel Expenses/Hays		77.74			
	01-0-1-52224	Board - Meals,Travel Expenses/Hays		34.59			
<b>Vendor:</b> <a href="#">FBC-GREG</a>	<b>First Bank Card - Greg</b>					<b>Payable Count: (1)</b>	<b>662.46</b>
<a href="#">093023</a>	FBC Statement - September	09/30/2023	662.46	0.00	0.00	0.00	662.46
<b>Distributions</b>							
	<b>Account Number</b>	<b>Account Name</b>	<b>Project Account Key</b>	<b>Distribution Amount</b>			
	01-0-1-52226	Board - Meals,Travel Expenses/Snyder		662.46			
<b>Vendor:</b> <a href="#">FBC-CHRIS</a>	<b>First Bank Card</b>					<b>Payable Count: (4)</b>	<b>4,917.42</b>
<a href="#">091223</a>	VV Chevrolet- Trk 23 Cooling Shutter Replacement	09/30/2023	1,455.14	0.00	0.00	0.00	1,455.14
<b>Distributions</b>							
	<b>Account Number</b>	<b>Account Name</b>	<b>Project Account Key</b>	<b>Distribution Amount</b>			
	01-1-8-54710	Vehicle Maintenance		1,455.14			
<a href="#">093023</a>	FBC Statement - Oct.	09/30/2023	644.73	0.00	0.00	0.00	644.73
<b>Distributions</b>							
	<b>Account Number</b>	<b>Account Name</b>	<b>Project Account Key</b>	<b>Distribution Amount</b>			
	01-1-2-54500	Operating Supplies		17.19			
	01-1-2-54620	Repair & Maintenance		124.83			
	01-1-2-54620	Repair & Maintenance		48.72			
	01-1-2-54620	Repair & Maintenance		146.59			
	01-1-2-54620	Repair & Maintenance		83.30			
	01-1-2-54650	Small Tools		42.00			
	01-1-2-54650	Small Tools		182.10			
<a href="#">1123774282</a>	Airgas-Mig Welding Wire & Supplies- Well 15 Spools	09/30/2023	778.50	0.00	0.00	0.00	778.50
<b>Distributions</b>							
	<b>Account Number</b>	<b>Account Name</b>	<b>Project Account Key</b>	<b>Distribution Amount</b>			
	01-0-0-17000	CIP Enterprise Funds		778.50			
<a href="#">4049862</a>	Amazon - Pipe Threader for Electrical Conduit	09/30/2023	2,039.05	0.00	0.00	0.00	2,039.05
<b>Distributions</b>							
	<b>Account Number</b>	<b>Account Name</b>	<b>Project Account Key</b>	<b>Distribution Amount</b>			
	01-1-2-54650	Small Tools		2,039.05			
<b>Vendor:</b> <a href="#">FBC-SEAN</a>	<b>First Bank Card</b>					<b>Payable Count: (2)</b>	<b>1,769.99</b>
<a href="#">1123495702</a>	Airgas- Well 15 Welding Materials for 12" Spools	08/31/2023	982.59	0.00	0.00	0.00	982.59
<b>Distributions</b>							
	<b>Account Number</b>	<b>Account Name</b>	<b>Project Account Key</b>	<b>Distribution Amount</b>			
	01-0-0-17000	CIP Enterprise Funds	C0095 OUTSIDE SVCS	982.59			
<a href="#">093023</a>	FBC Statement - Sept.	09/30/2023	787.40	0.00	0.00	0.00	787.40
<b>Distributions</b>							
	<b>Account Number</b>	<b>Account Name</b>	<b>Project Account Key</b>	<b>Distribution Amount</b>			
	01-0-0-17000	CIP Enterprise Funds	C0095 OUTSIDE SVCS	40.08			
	01-0-0-17000	CIP Enterprise Funds	C0095 OUTSIDE SVCS	169.68			

Open Payable Report

As Of 09/30/2023

Payable Number	Description	Post Date	Payable Amount	Discount Amount	Shipping Amount	Tax Amount	Net Amount
01-0-1-54440	Meeting, Seminar & Supplies				60.22		
01-0-1-54440	Meeting, Seminar & Supplies				100.71		
01-1-1-54260	Education & Training				95.09		
01-1-1-54260	Education & Training				3.42		
01-1-1-54260	Education & Training				115.79		
01-1-6-54500	Operating Supplies				202.41		

Vendor: [FBC-DEBORAH](#) First Bank Card Payable Count: (1) 1,179.36  
[093023](#) FBC Statement - September 09/30/2023 1,179.36 0.00 0.00 0.00 1,179.36

Distributions

Account Number	Account Name	Project Account Key	Distribution Amount
01-0-1-52219	Board - Auto Expense/Philips		52.15
01-0-1-52219	Board - Auto Expense/Philips		47.38
01-0-1-52229	Board - Meals,Travel Expenses/Philips		6.65
01-0-1-52229	Board - Meals,Travel Expenses/Philips		25.17
01-0-1-52229	Board - Meals,Travel Expenses/Philips		12.45
01-0-1-52229	Board - Meals,Travel Expenses/Philips		23.00
01-0-1-52229	Board - Meals,Travel Expenses/Philips		28.02
01-0-1-52229	Board - Meals,Travel Expenses/Philips		25.72
01-0-1-52229	Board - Meals,Travel Expenses/Philips		6.45
01-0-1-52229	Board - Meals,Travel Expenses/Philips		7.65
01-0-1-52229	Board - Meals,Travel Expenses/Philips		11.83
01-0-1-52229	Board - Meals,Travel Expenses/Philips		15.52
01-0-1-52229	Board - Meals,Travel Expenses/Philips		917.37

Vendor: [FBC-DON](#) First Bank Card Payable Count: (1) 3,570.55  
[093023](#) FBC Statement - Sept. 09/30/2023 3,570.55 0.00 0.00 0.00 3,570.55

Distributions

Account Number	Account Name	Project Account Key	Distribution Amount
01-0-1-54140	Auto Expense		172.49
01-0-1-54140	Auto Expense		175.00
01-0-1-54140	Auto Expense		142.88
01-0-1-54140	Auto Expense		137.21
01-0-1-54440	Meeting, Seminar & Supplies		41.75
01-0-1-54440	Meeting, Seminar & Supplies		85.27
01-0-1-54440	Meeting, Seminar & Supplies		40.48
01-0-1-54440	Meeting, Seminar & Supplies		67.90
01-0-1-54440	Meeting, Seminar & Supplies		41.02
01-0-1-54440	Meeting, Seminar & Supplies		86.87
01-0-1-54470	Travel Expense		49.52
01-0-1-54470	Travel Expense		108.68
01-0-1-54470	Travel Expense		1,193.64
01-0-1-54470	Travel Expense		1,227.84
01-0-1-54470	Travel Expense		599.96
01-0-1-54470	Travel Expense		-599.96

Vendor: [FBC-GEORGE](#) First Bank Card Payable Count: (2) 4,513.13  
[091523](#) Costco - Workstation - Engineering Department 09/30/2023 2,669.36 0.00 0.00 0.00 2,669.36

Distributions

Account Number	Account Name	Project Account Key	Distribution Amount
01-7-7-54530	Office Supplies		2,669.36

[093023](#) FBC Statement - Sept. 09/30/2023 1,843.77 0.00 0.00 0.00 1,843.77

Distributions

Account Number	Account Name	Project Account Key	Distribution Amount
01-0-1-53170	Software Support		263.89
01-0-1-54440	Meeting, Seminar & Supplies		124.23
01-0-1-54440	Meeting, Seminar & Supplies		37.62
01-0-1-54440	Meeting, Seminar & Supplies		39.40

Open Payable Report

As Of 09/30/2023

Payable Number	Description	Post Date	Payable Amount	Discount Amount	Shipping Amount	Tax Amount	Net Amount
	01-0-1-54530				64.15		
	01-0-1-54530				489.36		
	01-1-1-53170				47.98		
	01-1-1-54530				128.16		
	01-1-1-54530				116.34		
	01-1-1-54530				86.99		
	01-1-2-53170				0.99		
	01-1-8-54410				83.25		
	01-1-8-54410				57.98		
	01-1-8-54410				116.01		
	01-7-7-53170				47.98		
	01-7-7-54470				40.87		
	01-7-7-54470				35.54		
	01-7-7-54470				8.40		
	01-7-7-54470				46.23		
	01-7-7-54470				8.40		

Vendor: [FBC-HEATHER](#) First Bank Card Payable Count: (1) 423.09  
[093023](#) FBC Statement - Sept. 09/30/2023 423.09 0.00 0.00 0.00 423.09

**Distributions**

Account Number	Account Name	Project Account Key	Distribution Amount
01-0-1-54530	Office Supplies		21.13
01-0-1-54530	Office Supplies		12.64
01-0-1-54530	Office Supplies		28.36
01-0-1-54530	Office Supplies		67.32
01-0-1-54530	Office Supplies		156.43
01-0-1-54530	Office Supplies		45.75
01-1-6-54860	Postage & Mailing		72.36
01-1-6-54860	Postage & Mailing		12.35
01-1-6-54860	Postage & Mailing		6.75

Vendor: [FBC-JENNIFER](#) First Bank Card Payable Count: (2) 3,387.79  
[091223](#) Vistaprint - Solid Waste Giveaways for Phun Days 09/30/2023 613.98 0.00 0.00 47.58 661.56

**Distributions**

Account Number	Account Name	Project Account Key	Distribution Amount
25-5-1-54800	Programs (Solid Waste)		661.56

[093023](#) FBC Statement - Sept. 09/30/2023 2,726.23 0.00 0.00 0.00 2,726.23

**Distributions**

Account Number	Account Name	Project Account Key	Distribution Amount
01-0-1-53170	Software Support		100.00
01-0-1-54500	Operating Supplies		32.29
01-0-1-54530	Office Supplies		61.94
01-0-1-54530	Office Supplies		461.18
01-0-1-54530	Office Supplies		76.65
01-0-1-54530	Office Supplies		19.46
01-0-1-54530	Office Supplies		24.33
01-1-1-54500	Operating Supplies		248.71
01-1-1-54500	Operating Supplies		32.30
01-1-1-54500	Operating Supplies		97.06
01-1-1-54500	Operating Supplies		97.67
01-1-1-54500	Operating Supplies		31.19
01-1-1-54500	Operating Supplies		107.70
01-1-1-54500	Operating Supplies		147.98
01-1-1-54530	Office Supplies		63.12
01-1-1-54530	Office Supplies		19.04
01-1-1-54530	Office Supplies		26.90
01-1-1-54530	Office Supplies		42.64
01-1-6-53170	Software Support		120.00

Open Payable Report

As Of 09/30/2023

Payable Number	Description	Post Date	Payable Amount	Discount Amount	Shipping Amount	Tax Amount	Net Amount
	01-1-8-54710	Vehicle Maintenance			111.96		
	01-1-9-54800	Programs (Wtr Conservation, etc)			25.00		
	01-1-9-54800	Programs (Wtr Conservation, etc)			83.73		
	01-1-9-54800	Programs (Wtr Conservation, etc)			9.02		
	22-2-2-54800	Programs (Park & Rec)			25.00		
	22-2-2-54800	Programs (Park & Rec)			441.92		
	22-2-2-54800	Programs (Park & Rec)			83.74		
	22-2-2-54800	Programs (Park & Rec)			126.68		
	22-2-2-54800	Programs (Park & Rec)			9.02		

Vendor: [FBC-KIM](#) **First Bank Card** Payable Count: (2) **3,822.74**  
[091923](#) Amazon - Compost Tumblers 09/30/2023 3,297.00 0.00 0.00 255.60 3,552.60

**Distributions**

Account Number	Account Name	Project Account Key	Distribution Amount
25-5-1-54800	Programs (Solid Waste)	C0106 GRANT	3,552.60

Vendor: [093023](#) FBC Statement - September 09/30/2023 270.14 0.00 0.00 0.00 270.14

**Distributions**

Account Number	Account Name	Project Account Key	Distribution Amount
01-0-1-53170	Software Support		4.64
01-0-1-53170	Software Support		14.00
01-0-1-54260	Education & Training		42.50
01-0-1-54530	Office Supplies		176.69
25-5-1-54530	Office Supplies		32.31

Vendor: [FBC-LORI](#) **First Bank Card** Payable Count: (1) **300.00**  
[093023](#) FBC Statement - Sept. 09/30/2023 300.00 0.00 0.00 0.00 300.00

**Distributions**

Account Number	Account Name	Project Account Key	Distribution Amount
01-0-1-54230	Dues & Subscriptions		150.00
01-0-1-54530	Office Supplies		150.00

Vendor: [FBC-STEVE](#) **First Bank Card** Payable Count: (1) **788.13**  
[093023](#) FBC Statement - Sept. 09/30/2023 788.13 0.00 0.00 0.00 788.13

**Distributions**

Account Number	Account Name	Project Account Key	Distribution Amount
22-2-2-54620	Repair & Maintenance		216.43
22-2-2-54620	Repair & Maintenance		367.75
22-2-2-54620	Repair & Maintenance		203.95

Vendor: [FRO 3434](#) **Frontier Communications** Payable Count: (1) **196.80**  
[100923](#) Phones - Telemetry 9/10-10/9 09/30/2023 196.80 0.00 0.00 0.00 196.80

**Distributions**

Account Number	Account Name	Project Account Key	Distribution Amount
01-1-5-58010	Telephone		196.80

Vendor: [GATE HOU](#) **GateHouse Media California Holdings, Inc.** Payable Count: (1) **2,541.10**  
[5814159](#) SW Ordinance Publishing 08/31/2023 2,541.10 0.00 0.00 0.00 2,541.10

**Distributions**

Account Number	Account Name	Project Account Key	Distribution Amount
25-5-1-54110	Advertising		2,541.10

Vendor: [GEOMON](#) **GEO-Monitor, Inc.** Payable Count: (1) **811.50**  
[27339](#) Routine Samples 09/30/2023 811.50 0.00 0.00 0.00 811.50

**Distributions**

Account Number	Account Name	Project Account Key	Distribution Amount
01-1-4-53140	Laboratory Analysis		811.50

Open Payable Report

As Of 09/30/2023

Payable Number	Description	Post Date	Payable Amount	Discount Amount	Shipping Amount	Tax Amount	Net Amount
Vendor: <a href="#">USABB</a> <a href="#">INV00136328</a>	<b>HD Supply, Inc.</b> (5) Liquid Fill Guage	09/30/2023	322.08	0.00	0.00	0.00	322.08
<b>Distributions</b>							
<b>Account Number</b>	<b>Account Name</b>	<b>Project Account Key</b>	<b>Distribution Amount</b>				
01-1-5-54620	Repair & Maintenance		322.08				
<a href="#">INV00145576</a>	Chlorine Pump & Injectors for Well 15	09/30/2023	2,075.43	0.00	0.00	0.00	2,075.43
<b>Distributions</b>							
<b>Account Number</b>	<b>Account Name</b>	<b>Project Account Key</b>	<b>Distribution Amount</b>				
01-0-0-17000	CIP Enterprise Funds	C0095 OUTSIDE SVCS	2,075.43				
Vendor: <a href="#">IB CON</a> <a href="#">19506</a>	<b>IB Consulting, LLC</b> Water Rate Study 2023 - Consent Item Approved 9/27	08/31/2023	12,190.00	0.00	0.00	0.00	12,190.00
<b>Distributions</b>							
<b>Account Number</b>	<b>Account Name</b>	<b>Project Account Key</b>	<b>Distribution Amount</b>				
01-0-1-53150	Outside Service		2,190.00				
01-0-1-53150	Outside Service		10,000.00				
Vendor: <a href="#">INS PAC</a> <a href="#">0000027</a>	<b>Inspire PAC</b> Dance & Fitness Classes - June	07/31/2023	450.00	0.00	0.00	0.00	450.00
<b>Distributions</b>							
<b>Account Number</b>	<b>Account Name</b>	<b>Project Account Key</b>	<b>Distribution Amount</b>				
22-2-2-54800	Programs (Park & Rec)		450.00				
<a href="#">0000028</a>	Dance & Fitness Classes - July	07/31/2023	300.00	0.00	0.00	0.00	300.00
<b>Distributions</b>							
<b>Account Number</b>	<b>Account Name</b>	<b>Project Account Key</b>	<b>Distribution Amount</b>				
22-2-2-54800	Programs (Park & Rec)		300.00				
Vendor: <a href="#">PUMCHE</a> <a href="#">325</a>	<b>Jon Ray Lee</b> Well 8 Water Meter Testing	09/30/2023	255.00	0.00	0.00	0.00	255.00
<b>Distributions</b>							
<b>Account Number</b>	<b>Account Name</b>	<b>Project Account Key</b>	<b>Distribution Amount</b>				
01-1-3-54620	Repair & Maintenance		255.00				
Vendor: <a href="#">MAR CON</a> <a href="#">605848</a>	<b>Martinez Concrete</b> Well 15 Concrete Slabs, Material & Labor	09/30/2023	15,300.00	0.00	0.00	0.00	15,300.00
<b>Distributions</b>							
<b>Account Number</b>	<b>Account Name</b>	<b>Project Account Key</b>	<b>Distribution Amount</b>				
01-0-0-17000	CIP Enterprise Funds	C0095 OUTSIDE SVCS	15,300.00				
Vendor: <a href="#">ANDTRU</a> <a href="#">093023</a>	<b>Mills Hardware</b> Month-End Statement - September	09/30/2023	721.89	0.00	0.00	56.43	778.32
<b>Distributions</b>							
<b>Account Number</b>	<b>Account Name</b>	<b>Project Account Key</b>	<b>Distribution Amount</b>				
01-1-2-54620	Repair & Maintenance		106.64				
01-1-2-54620	Repair & Maintenance		7.53				
01-1-2-54620	Repair & Maintenance		39.29				
01-1-2-54620	Repair & Maintenance		22.60				
01-1-2-54620	Repair & Maintenance		10.76				
01-1-2-54620	Repair & Maintenance		54.35				
01-1-2-54620	Repair & Maintenance		18.30				
01-1-2-54620	Repair & Maintenance		53.85				
01-1-2-54620	Repair & Maintenance	C0110 OUTSIDE SVCS	104.43				
01-1-2-54620	Repair & Maintenance		24.76				
01-1-3-54620	Repair & Maintenance		14.60				
01-1-3-54620	Repair & Maintenance		64.60				
01-1-5-54620	Repair & Maintenance		24.21				
01-1-5-54620	Repair & Maintenance	C0110 OUTSIDE SVCS	2.36				

**Open Payable Report**

**As Of 09/30/2023**

Payable Number	Description	Post Date	Payable Amount	Discount Amount	Shipping Amount	Tax Amount	Net Amount
	01-1-5-54620	Repair & Maintenance			49.19		
	01-1-5-54620	Repair & Maintenance			79.69		
	01-1-5-54620	Repair & Maintenance			30.09		
	22-2-2-54620	Repair & Maintenance			40.93		
	22-2-2-54620	Repair & Maintenance			15.07		
	22-2-2-54620	Repair & Maintenance			15.07		
<b>Vendor:</b> <a href="#">NAPA</a>	<b>NAPA Auto Parts</b>						<b>Payable Count: (1)</b>
<a href="#">093023</a>	Month-End Statement September	09/30/2023	667.37	0.00	0.00	51.41	<b>718.78</b>
	<b>Distributions</b>						
	<b>Account Number</b>	<b>Account Name</b>	<b>Project Account Key</b>	<b>Distribution Amount</b>			
	01-1-2-54620	Repair & Maintenance		81.88			
	01-1-3-54620	Repair & Maintenance		286.71			
	01-1-3-54620	Repair & Maintenance		238.48			
	01-1-3-54620	Repair & Maintenance		38.78			
	01-1-5-54620	Repair & Maintenance		53.57			
	01-1-8-54710	Vehicle Maintenance		8.61			
	01-1-8-54710	Vehicle Maintenance		10.75			
<b>Vendor:</b> <a href="#">PATSA</a>	<b>Patton Sales Corp</b>						<b>Payable Count: (1)</b>
<a href="#">4692111</a>	Steel for Pipe Stands at Well 15	09/30/2023	748.05	0.00	0.00	0.00	<b>748.05</b>
	<b>Distributions</b>						
	<b>Account Number</b>	<b>Account Name</b>	<b>Project Account Key</b>	<b>Distribution Amount</b>			
	01-0-0-17000	CIP Enterprise Funds	C0095 OUTSIDE SVCS	748.05			
<b>Vendor:</b> <a href="#">R &amp; C</a>	<b>R &amp; C Compliance Management Service</b>						<b>Payable Count: (1)</b>
<a href="#">8862</a>	Annual Fuel Tank Testing at Oasis Yard	09/30/2023	750.00	0.00	0.00	0.00	<b>750.00</b>
	<b>Distributions</b>						
	<b>Account Number</b>	<b>Account Name</b>	<b>Project Account Key</b>	<b>Distribution Amount</b>			
	01-1-1-54320	General Maintenance		750.00			
<b>Vendor:</b> <a href="#">REBKU</a>	<b>Rebecca A. Kujawa</b>						<b>Payable Count: (1)</b>
<a href="#">093023</a>	Sept. Mileage - ASBCSD Meeting	09/30/2023	34.80	0.00	0.00	0.00	<b>34.80</b>
	<b>Distributions</b>						
	<b>Account Number</b>	<b>Account Name</b>	<b>Project Account Key</b>	<b>Distribution Amount</b>			
	01-0-1-52212	Board - Auto Expense/Kujawa		34.80			
<b>Vendor:</b> <a href="#">RED BRICK</a>	<b>Red Brick Solutions LLC</b>						<b>Payable Count: (1)</b>
<a href="#">091323</a>	Civic Center - Partial Phase 2 WQMP	09/30/2023	6,500.00	0.00	0.00	0.00	<b>6,500.00</b>
	<b>Distributions</b>						
	<b>Account Number</b>	<b>Account Name</b>	<b>Project Account Key</b>	<b>Distribution Amount</b>			
	22-2-0-17000	CIP - Parks & Rec	C0078 OUTSIDE SVCS	6,500.00			
<b>Vendor:</b> <a href="#">ARMELE</a>	<b>Rodger Ashby</b>						<b>Payable Count: (1)</b>
<a href="#">8289182023</a>	Electric Work - Site 1B, 1A, 1C, 2C, Well 15	09/30/2023	3,375.00	0.00	0.00	0.00	<b>3,375.00</b>
	<b>Distributions</b>						
	<b>Account Number</b>	<b>Account Name</b>	<b>Project Account Key</b>	<b>Distribution Amount</b>			
	01-1-3-54620	Repair & Maintenance		3,375.00			
<b>Vendor:</b> <a href="#">SCE 2439-1773</a>	<b>Southern California Edison</b>						<b>Payable Count: (1)</b>
<a href="#">092423</a>	Electricity - Phelan Park 8/24-9/24	09/30/2023	14.98	0.00	0.00	0.00	<b>14.98</b>
	<b>Distributions</b>						
	<b>Account Number</b>	<b>Account Name</b>	<b>Project Account Key</b>	<b>Distribution Amount</b>			
	22-0-2-58110	Utilities		14.98			
<b>Vendor:</b> <a href="#">SCE 1613-6373</a>	<b>Southern California Edison</b>						<b>Payable Count: (1)</b>
<a href="#">093023</a>	Electricity - R/R Crossing 9/1-9/30	09/30/2023	18.27	0.00	0.00	0.00	<b>18.27</b>

Open Payable Report

As Of 09/30/2023

Payable Number	Description	Post Date	Payable Amount	Discount Amount	Shipping Amount	Tax Amount	Net Amount
<b>Distributions</b>							
<b>Account Number</b>	<b>Account Name</b>	<b>Project Account Key</b>	<b>Distribution Amount</b>				
23-0-2-58210	Utilities - Street Lights		18.27				
<b>Vendor:</b> <a href="#">SCE 3752-2894</a>	<b>Southern California Edison</b>				<b>Payable Count: (1)</b>		<b>158.57</b>
<a href="#">092723</a>	Electricity - N. Dairy Mobile 8/29-9/27	09/30/2023	158.57	0.00	0.00	0.00	158.57
<b>Distributions</b>							
<b>Account Number</b>	<b>Account Name</b>	<b>Project Account Key</b>	<b>Distribution Amount</b>				
01-1-3-58110	Utilities		158.57				
<b>Vendor:</b> <a href="#">SCE 4241-7012</a>	<b>Southern California Edison</b>				<b>Payable Count: (1)</b>		<b>197.94</b>
<a href="#">092723</a>	Electricity - Dairy Mobile 8/29-9/27	09/30/2023	197.94	0.00	0.00	0.00	197.94
<b>Distributions</b>							
<b>Account Number</b>	<b>Account Name</b>	<b>Project Account Key</b>	<b>Distribution Amount</b>				
01-1-3-58110	Utilities		197.94				
<b>Vendor:</b> <a href="#">SCE 5917-6455</a>	<b>Southern California Edison</b>				<b>Payable Count: (1)</b>		<b>28.51</b>
<a href="#">093023</a>	Electricity - Phelan Park St. Lights 9/1-9/30	09/30/2023	28.51	0.00	0.00	0.00	28.51
<b>Distributions</b>							
<b>Account Number</b>	<b>Account Name</b>	<b>Project Account Key</b>	<b>Distribution Amount</b>				
22-2-2-58110	Utilities		28.51				
<b>Vendor:</b> <a href="#">SCE 7441-5755</a>	<b>Southern California Edison</b>				<b>Payable Count: (1)</b>		<b>333.06</b>
<a href="#">100123</a>	Electricity - Pinon Hills CC 8/31-10/1	09/30/2023	333.06	0.00	0.00	0.00	333.06
<b>Distributions</b>							
<b>Account Number</b>	<b>Account Name</b>	<b>Project Account Key</b>	<b>Distribution Amount</b>				
22-0-2-58110	Utilities		333.06				
<b>Vendor:</b> <a href="#">SCE 7695-0442</a>	<b>Southern California Edison</b>				<b>Payable Count: (1)</b>		<b>25.87</b>
<a href="#">092723</a>	Electricity - Fill STation 8/29-9/27	09/30/2023	25.87	0.00	0.00	0.00	25.87
<b>Distributions</b>							
<b>Account Number</b>	<b>Account Name</b>	<b>Project Account Key</b>	<b>Distribution Amount</b>				
01-0-2-58110	Utilities		25.87				
<b>Vendor:</b> <a href="#">SCE 8362-7804</a>	<b>Southern California Edison</b>				<b>Payable Count: (1)</b>		<b>653.13</b>
<a href="#">092723</a>	Electricity - Solar Meter 8/29-9/27	09/30/2023	653.13	0.00	0.00	0.00	653.13
<b>Distributions</b>							
<b>Account Number</b>	<b>Account Name</b>	<b>Project Account Key</b>	<b>Distribution Amount</b>				
01-1-3-58110	Utilities		653.13				
<b>Vendor:</b> <a href="#">STEDES</a>	<b>Steen Design Studio, Inc</b>				<b>Payable Count: (3)</b>		<b>6,105.68</b>
<a href="#">4879</a>	County Fees - Civic Center Project	08/31/2023	1,212.00	0.00	0.00	0.00	1,212.00
<b>Distributions</b>							
<b>Account Number</b>	<b>Account Name</b>	<b>Project Account Key</b>	<b>Distribution Amount</b>				
01-0-0-17000	CIP Enterprise Funds	C0002 COUNTY FEES	1,212.00				
<a href="#">4890</a>	County Fees - Civic Center Project	09/30/2023	2,906.68	0.00	0.00	0.00	2,906.68
<b>Distributions</b>							
<b>Account Number</b>	<b>Account Name</b>	<b>Project Account Key</b>	<b>Distribution Amount</b>				
01-0-0-17000	CIP Enterprise Funds	C0002 COUNTY FEES	2,906.68				
<a href="#">4891</a>	County Fees - Phelan Park Project	09/30/2023	1,987.00	0.00	0.00	0.00	1,987.00
<b>Distributions</b>							
<b>Account Number</b>	<b>Account Name</b>	<b>Project Account Key</b>	<b>Distribution Amount</b>				
22-2-0-17000	CIP - Parks & Rec	C0078 COUNTY FEES	1,987.00				
<b>Vendor:</b> <a href="#">THEGAS</a>	<b>The Gas Company</b>				<b>Payable Count: (2)</b>		<b>82.26</b>
<a href="#">093023</a>	Gas - Pinon Hills 8/25-9/27	09/30/2023	65.99	0.00	0.00	0.00	65.99



Open Payable Report

As Of 09/30/2023

Payable Number	Description	Post Date	Payable Amount	Discount Amount	Shipping Amount	Tax Amount	Net Amount
<b>Distributions</b>							
<b>Account Number</b>	<b>Account Name</b>	<b>Project Account Key</b>	<b>Distribution Amount</b>				
22-0-2-58110	Utilities		65.99				
<a href="#">093023-6781</a>	Gas - Pinon Hills Fire 8/25-9/27	09/30/2023	16.27	0.00	0.00	0.00	16.27
<b>Distributions</b>							
<b>Account Number</b>	<b>Account Name</b>	<b>Project Account Key</b>	<b>Distribution Amount</b>				
22-0-2-58110	Utilities		16.27				
<b>Vendor:</b> <a href="#">TOP OPT</a>	<b>Top Option Pest Control</b>				<b>Payable Count: (2)</b>		<b>696.00</b>
<a href="#">3581</a>	Pest Control - CSD, (7) Bee Removals	09/30/2023	600.00	0.00	0.00	0.00	600.00
<b>Distributions</b>							
<b>Account Number</b>	<b>Account Name</b>	<b>Project Account Key</b>	<b>Distribution Amount</b>				
01-0-1-53150	Outside Service		75.00				
01-1-6-53150	Outside Service		525.00				
<a href="#">3582</a>	Pest Control - Oasis Yard	09/30/2023	96.00	0.00	0.00	0.00	96.00
<b>Distributions</b>							
<b>Account Number</b>	<b>Account Name</b>	<b>Project Account Key</b>	<b>Distribution Amount</b>				
01-1-1-53150	Outside Service		96.00				
<b>Vendor:</b> <a href="#">TYLTEC</a>	<b>Tyler Technologies, Inc</b>				<b>Payable Count: (1)</b>		<b>1,800.00</b>
<a href="#">025-440263</a>	Licenses for Mass Meter Swap	09/30/2023	1,800.00	0.00	0.00	0.00	1,800.00
<b>Distributions</b>							
<b>Account Number</b>	<b>Account Name</b>	<b>Project Account Key</b>	<b>Distribution Amount</b>				
01-1-6-53170	Software Support		1,800.00				
<b>Vendor:</b> <a href="#">USA</a>	<b>Underground Service Alert of So. Cal.</b>				<b>Payable Count: (1)</b>		<b>825.50</b>
<a href="#">920230545</a>	(466)Tickets	09/30/2023	825.50	0.00	0.00	0.00	825.50
<b>Distributions</b>							
<b>Account Number</b>	<b>Account Name</b>	<b>Project Account Key</b>	<b>Distribution Amount</b>				
01-1-2-53150	Outside Service		825.50				
<b>Vendor:</b> <a href="#">VER FLEET</a>	<b>Verizon Connect Fleet USA, LLC</b>				<b>Payable Count: (1)</b>		<b>341.10</b>
<a href="#">340000047592</a>	Fleet GPS - September	09/30/2023	341.10	0.00	0.00	0.00	341.10
<b>Distributions</b>							
<b>Account Number</b>	<b>Account Name</b>	<b>Project Account Key</b>	<b>Distribution Amount</b>				
01-1-8-54300	Equipment Rental / Lease		341.10				
<b>Vendor:</b> <a href="#">VER AIR</a>	<b>Verizon Wireless</b>				<b>Payable Count: (2)</b>		<b>2,602.34</b>
<a href="#">9945828099</a>	Phones, Jet Packs, Tablets, On Call - August	08/31/2023	1,216.12	0.00	0.00	0.00	1,216.12
<b>Distributions</b>							
<b>Account Number</b>	<b>Account Name</b>	<b>Project Account Key</b>	<b>Distribution Amount</b>				
01-1-1-58010	Telephone		1,216.12				
<a href="#">9945828099-1</a>	Phones, Jet Packs, Tablets, On Call September	09/30/2023	1,386.22	0.00	0.00	0.00	1,386.22
<b>Distributions</b>							
<b>Account Number</b>	<b>Account Name</b>	<b>Project Account Key</b>	<b>Distribution Amount</b>				
01-1-1-58010	Telephone		1,386.22				
<b>Vendor:</b> <a href="#">WALL GROUP</a>	<b>Wallace Group, a California Corporation</b>				<b>Payable Count: (1)</b>		<b>1,830.00</b>
<a href="#">60481</a>	Civic Center - Specs Review	09/30/2023	1,830.00	0.00	0.00	0.00	1,830.00
<b>Distributions</b>							
<b>Account Number</b>	<b>Account Name</b>	<b>Project Account Key</b>	<b>Distribution Amount</b>				
01-0-0-17000	CIP Enterprise Funds	C0002 OUTSIDE SVCS	1,830.00				
<b>Vendor:</b> <a href="#">WIEDRU</a>	<b>Wienhoff &amp; Associates Inc</b>				<b>Payable Count: (1)</b>		<b>64.00</b>
<a href="#">116529</a>	Background Checks - E. De La Cruz & S. Madrigal	09/30/2023	64.00	0.00	0.00	0.00	64.00

**Open Payable Report**

**As Of 09/30/2023**

<b>Payable Number</b>	<b>Description</b>	<b>Post Date</b>	<b>Payable Amount</b>	<b>Discount Amount</b>	<b>Shipping Amount</b>	<b>Tax Amount</b>	<b>Net Amount</b>	
<b>Distributions</b>								
<b>Account Number</b>	<b>Account Name</b>	<b>Project Account Key</b>	<b>Distribution Amount</b>					
01-0-1-54290	Employment Expense		64.00					
<b>Payable Account 99-0-0-21100</b>						<b>Payable Count: (77)</b>	<b>Total:</b>	<b>181,228.59</b>

**Payable Account Summary**

<b>Account</b>	<b>Count</b>	<b>Amount</b>
99-0-0-21100 - Accounts Payable - Trade	77	181,228.59
<b>Report Total:</b>	<b>77</b>	<b>181,228.59</b>

**Payable Fund Summary**

<b>Fund</b>	<b>Count</b>	<b>Amount</b>
99 - POOLED CASH	77	181,228.59
<b>Report Total:</b>	<b>77</b>	<b>181,228.59</b>



Project Number	Project Name	Group	Type	Status	
<a href="#">C0002</a>	ADMINISTRATIVE PROPERTY	Administration	Construction in Pro...	Active	
<b>Expenses</b>					
<b>Account Key</b>	<b>Account Name</b>	<b>Category</b>	<b>Beginning Balance</b>	<b>Activity</b>	<b>Ending Balance</b>
<a href="#">C0002 ARCHITECT</a>	C0002 ARCHITECT	OUTSIDE SERVICES	0.00	204,970.95	204,970.95
<a href="#">C0002 BUILD</a>	C0002 MODULAR BUILDING	Buildings	0.00	93.34	93.34
<a href="#">C0002 COUNTY FEES</a>	C0002 COUNTY FEES	Fees/License	0.00	88,712.30	88,712.30
<a href="#">C0002 IMPROVE</a>	C0002 IMPROVEMENTS	OUTSIDE SERVICES	0.00	66,751.26	66,751.26
<a href="#">C0002 LABOR</a>	C0002 LABOR - ADMIN BUILDING	LABOR	0.00	8,940.51	8,940.51
<a href="#">C0002 OUTSIDE SVCS</a>	C0002 OUTSIDE SVCS	OUTSIDE SERVICES	0.00	294,519.47	294,519.47
	<b>Total Expenses:</b>		<b>0.00</b>	<b>663,987.83</b>	<b>663,987.83</b>
	<b>Total C0002:</b>		<b>0.00</b>	<b>663,987.83</b>	<b>663,987.83</b>
<a href="#">C0072</a>	Mountain Well	Wells	Construction in Pro...	Active	
<b>Expenses</b>					
<b>Account Key</b>	<b>Account Name</b>	<b>Category</b>	<b>Beginning Balance</b>	<b>Activity</b>	<b>Ending Balance</b>
<a href="#">C0072 OUTSIDE SVCS</a>	C0072 OUTSIDE SVCS - MOUNTAIN W...	OUTSIDE SERVICES	0.00	106,869.13	106,869.13
	<b>Total Expenses:</b>		<b>0.00</b>	<b>106,869.13</b>	<b>106,869.13</b>
	<b>Total C0072:</b>		<b>0.00</b>	<b>106,869.13</b>	<b>106,869.13</b>
<a href="#">C0078</a>	Phelan Park Expansion	Parks	Construction in Pro...	Active	
<b>Expenses</b>					
<b>Account Key</b>	<b>Account Name</b>	<b>Category</b>	<b>Beginning Balance</b>	<b>Activity</b>	<b>Ending Balance</b>
<a href="#">C0078 COUNTY FEES</a>	C0078 COUNTY FEES - Phelan Park Ex...	Fees/License	0.00	22,145.58	22,145.58
<a href="#">C0078 ENGINEERING</a>	C0078 ENGINEERING - Phelan Park Ex...	ENGINEERING	0.00	70.44	70.44
<a href="#">C0078 LABOR</a>	C0078 LABOR - Phelan Park Expansion	LABOR	0.00	8,691.57	8,691.57
<a href="#">C0078 OUTSIDE SVCS</a>	C0078 OUTSIDE SVCS - Phelan Park Ex...	OUTSIDE SERVICES	0.00	520,286.76	520,286.76
	<b>Total Expenses:</b>		<b>0.00</b>	<b>551,194.35</b>	<b>551,194.35</b>
	<b>Total C0078:</b>		<b>0.00</b>	<b>551,194.35</b>	<b>551,194.35</b>
<a href="#">C0084</a>	Meters & Installation	Water Distribution	Construction in Pro...	Active	
<b>Expenses</b>					
<b>Account Key</b>	<b>Account Name</b>	<b>Category</b>	<b>Beginning Balance</b>	<b>Activity</b>	<b>Ending Balance</b>
<a href="#">C0084 OUTSIDE SVCS</a>	C0084 OUTSIDE SVCS - Meters & Instal...	OUTSIDE SERVICES	0.00	2,612.78	2,612.78
	<b>Total Expenses:</b>		<b>0.00</b>	<b>2,612.78</b>	<b>2,612.78</b>
	<b>Total C0084:</b>		<b>0.00</b>	<b>2,612.78</b>	<b>2,612.78</b>
<a href="#">C0095</a>	Well 15 - Development / Chromi...	Wells	Construction in Pro...	Active	
<b>Expenses</b>					
<b>Account Key</b>	<b>Account Name</b>	<b>Category</b>	<b>Beginning Balance</b>	<b>Activity</b>	<b>Ending Balance</b>
<a href="#">C0095 LABOR</a>	C0095 LABOR - WELL 15 Dvlpmnt/Chr...	LABOR	0.00	57,078.56	57,078.56
<a href="#">C0095 OUTSIDE SVCS</a>	C0095 OUTSIDE SVCS - WELL 15 Dvlp...	OUTSIDE SERVICES	0.00	1,786,461.05	1,786,461.05
	<b>Total Expenses:</b>		<b>0.00</b>	<b>1,843,539.61</b>	<b>1,843,539.61</b>
	<b>Total C0095:</b>		<b>0.00</b>	<b>1,843,539.61</b>	<b>1,843,539.61</b>
<a href="#">C0103</a>	Project 3A Grant for 500 meters	Water Distribution	Construction in Pro...	COMPLETE	
<b>Revenues</b>					
<b>Account Key</b>	<b>Account Name</b>	<b>Category</b>	<b>Beginning Balance</b>	<b>Activity</b>	<b>Ending Balance</b>
<a href="#">C0103 REVENUE</a>	C0103 REVENUE - Project 3A Grant/5...	Revenue	0.00	-75,000.00	-75,000.00
	<b>Total Revenues:</b>		<b>0.00</b>	<b>-75,000.00</b>	<b>-75,000.00</b>
	<b>Total C0103:</b>		<b>0.00</b>	<b>-75,000.00</b>	<b>-75,000.00</b>
<a href="#">C0109</a>	Reservoir 6A - 2	Tanks	Construction in Pro...	Active	
<b>Expenses</b>					
<b>Account Key</b>	<b>Account Name</b>	<b>Category</b>	<b>Beginning Balance</b>	<b>Activity</b>	<b>Ending Balance</b>
<a href="#">C0109 LABOR</a>	C0109 LABOR - Reservoir 6A - 2 (Chr...	LABOR	0.00	483.18	483.18

**Project Balance Report**

**Report Dates: 07/01/2008 - 09/30/2023**

<b>Project Number</b>	<b>Project Name</b>	<b>Group</b>	<b>Type</b>	<b>Status</b>		
<a href="#">C0109 LAND</a>		C0109 LAND - Reservoir 6A - 2 (Chrom... Land		0.00	25,000.00	25,000.00
<a href="#">C0109 OUTSIDE SVCS</a>		C0109 OUTSIDE SVCS - Reservoir 6A - ... OUTSIDE SERVICES		0.00	31,504.50	31,504.50
		<b>Total Expenses:</b>		<b>0.00</b>	<b>56,987.68</b>	<b>56,987.68</b>
		<b>Total C0109:</b>		<b>0.00</b>	<b>56,987.68</b>	<b>56,987.68</b>

**Summary**

**Project Summary**

Project Number	Project Name	Beginning Balance	Activity	Ending Balance
<a href="#">C0002</a>	ADMINISTRATIVE PROPERTY	0.00	663,987.83	663,987.83
<a href="#">C0072</a>	Mountain Well	0.00	106,869.13	106,869.13
<a href="#">C0078</a>	Phelan Park Expansion	0.00	551,194.35	551,194.35
<a href="#">C0084</a>	Meters & Installation	0.00	2,612.78	2,612.78
<a href="#">C0095</a>	Well 15 - Development / Chromium	0.00	1,843,539.61	1,843,539.61
<a href="#">C0103</a>	Project 3A Grant for 500 meters	0.00	-75,000.00	-75,000.00
<a href="#">C0109</a>	Reservoir 6A - 2	0.00	56,987.68	56,987.68
<b>Project Totals:</b>		<b>0.00</b>	<b>3,150,191.38</b>	<b>3,150,191.38</b>

**Group Summary**

Group	Beginning Balance	Activity	Ending Balance
Adminstration	0.00	663,987.83	663,987.83
Parks	0.00	551,194.35	551,194.35
Tanks	0.00	56,987.68	56,987.68
Water Distribution	0.00	-72,387.22	-72,387.22
Wells	0.00	1,950,408.74	1,950,408.74
<b>Group Totals:</b>	<b>0.00</b>	<b>3,150,191.38</b>	<b>3,150,191.38</b>

**Type Summary**

Type	Beginning Balance	Activity	Ending Balance
Construction in Progress	0.00	3,150,191.38	3,150,191.38
<b>Type Totals:</b>	<b>0.00</b>	<b>3,150,191.38</b>	<b>3,150,191.38</b>



DATE: October 17, 2023  
 TO: Board of Directors  
 FROM: Don Bartz, General Manager/Treasurer  
 BY: David Noland, Finance Supervisor

## Cash / Investment Report 30-Sep

Institution	Account Type	Amount	Interest Rate	Maturity Date	Market Value	% of total Funds
<b><u>CHECKING ACCOUNTS</u></b>						
Flagstar Bank (DCB)	Checking / Sweep	\$ 12,849.98	2.50%	N/A	\$ 12,849.98	0.05%
<b><u>INVESTMENT ACCOUNTS</u></b>						
State of California	LAIF	\$40,597.65	3.50%	N/A	\$ 40,597.65	0.15%
California CLASS	JP Investment Pool	\$12,455,995.48	5.48%	N/A	\$ 12,455,995.48	46.37%
Flagstar Bank (DCB)	Savings	\$830,683.21	3.95%	N/A	\$ 830,683.21	3.09%
Flagstar Bank (DCB)	CD (1 yr.)	\$2,500,000.00	4.53%	11/9/2023	\$ 2,500,000.00	9.31%
Flagstar Bank (DCB)	CD (1 yr.)	\$1,000,000.00	4.83%	11/29/2023	\$ 1,000,000.00	3.72%
Flagstar Bank (DCB)	CD (2 yr.)	\$5,000,000.00	4.57%	11/29/2024	\$ 5,000,000.00	18.61%
Flagstar Bank (DCB)	CD (2 yr.)	\$1,000,000.00	4.08%	5/8/2025	\$ 1,000,000.00	3.72%
Flagstar Bank (DCB)	CD (3 yr.)	\$1,000,000.00	4.30%	11/29/2025	\$ 1,000,000.00	3.72%
Flagstar Bank (DCB)	CD (4 yr.)	\$1,000,000.00	4.15%	11/29/2026	\$ 1,000,000.00	3.72%
Charles Schwab	US Treasury (3 yr.)	\$994,000.00	4.25%	11/29/2025	\$ 978,313.39	3.70%
Charles Schwab	CD (2 yr.)	\$250,000.00	4.80%	5/19/2025	\$ 248,158.50	0.93%
Charles Schwab	CD (3 yr.)	\$250,000.00	4.60%	5/15/2026	\$ 246,683.50	0.93%
Charles Schwab	CD (3 yr.)	\$250,000.00	4.65%	5/19/2026	\$ 247,028.00	0.93%
Charles Schwab	CD (3 yr.)	\$21,000.00	4.50%	5/29/2026	\$ 20,701.02	0.08%
Charles Schwab	CD (4 yr.)	\$250,000.00	4.50%	5/17/2027	\$ 247,200.00	0.93%
<b><u>MISC ACCOUNTS</u></b>						
Cnty/Change Fund/Petty Cash		\$ 7,219.62		N/A	\$ 7,219.62	0.03%
TOTAL		\$ 26,862,345.94			\$ 26,835,430.35	100%

**Statement on Compliance with Investment Policy**

The District is in compliance with the adopted Investment Policy

**Statement of Ability to Meet Required Expenditures for the Next Six Months**

Based upon currently budgeted revenues and expenditures, the District has sufficient financial resources to meet the anticipated expenditures for the next six months of 10/1/2023 through 4/1/2024

## Solar Project and Credits Report

				<u>Running Balance</u>
<b>Cost of Solar Project:</b>	\$	5,239,947.43		\$ 5,239,947.43
<b>Loan Received:</b>	\$	5,000,000.00		\$ (5,000,000.00)
<b>Loan Payments:</b>		Principal	Interest	Total
Total Pmts 01/2015-06/2020	\$	1,028,328.62	\$ 909,777.59	\$ 1,938,106.21
07/13/2020	12 \$	104,326.80	\$ 74,468.84	\$ 178,795.64
01/04/2021	\$	106,282.93	\$ 72,512.71	\$ 178,795.64
08/13/2021	\$	147,792.30	\$ 21,689.89	\$ 169,482.19
02/01/2022	\$	118,069.37	\$ 51,412.82	\$ 169,482.19
08/01/2022	\$	119,722.34	\$ 49,759.85	\$ 169,482.19
02/01/2023	\$	121,398.45	\$ 48,083.74	\$ 169,482.19
08/01/2023	\$	123,098.03	\$ 46,384.16	\$ 169,482.19
02/01/2024	\$	-	\$ -	\$ -
Total	\$	1,869,018.84	\$ 1,274,089.60	\$ 3,143,108.44
OM Expenses				\$ 344,700.12
			<b>Total Cost to Date</b>	<b>\$ 3,727,755.99</b>

### Edison Credits Received:

				Credits Received
2015/2016	\$	102,606.65	Total Received for Fiscal Year	
2016/2017	\$	363,593.28	Total Received for Fiscal Year	
2017/2018	\$	370,590.41	Total Received for Fiscal Year	
2018/2019	\$	128,314.95	Total Received for Fiscal Year	
2019/2020	\$	1,075,131.15	Total Received for Fiscal Year	Incl Settlement
2020/2021	\$	119,612.47	Total Received for Fiscal Year	
2021/2022	\$	1,237,537.38	Total Received for Fiscal Year	Incl PY Credits
2022/2023	\$	789,567.65	Total Received for Fiscal Year	
July - Sept 2023	\$	61,805.20		
Oct - Dec 2023				
Jan -Mar 2024				



Scenario 09/11/2014 Revised 09/2021

Terms Turnkey System, Annual O&M, 10 Year Performance Guarantee @90%

Terms 25 Year Module Warranty, 10 Year Balance of System Warranty, 30 Year Lifecycle

Financing Structure 20 Yr Loan Term, 3.75% interest rate, Origination Fees and Financing Fees May Apply, \$0 Annual Payment Escalation

Estimate

EOY	Utility Savings	REC Sales	O&M Expense	Pre-COD	Net Operating Savings	Principal Balance	Principal Payment	Interest Payment	Total Debt Service	DSCR	Net Cash Flow
Y0	\$ -	\$ -	\$ -	\$ (198,821)	\$ (198,821)	\$ 5,000,000					\$ (198,821)
2016	\$ 416,265	\$ 3,484	\$ (35,575)	\$ -	\$ 384,174	\$ 4,828,314	\$ (171,686)	\$ (185,905)	\$ (357,591)	107%	\$ 26,583
2017	\$ 431,833	\$ 3,623	\$ (35,575)	\$ -	\$ 399,882	\$ 4,650,130	\$ (178,184)	\$ (179,407)	\$ (357,591)	112%	\$ 42,290
2018	\$ 447,984	\$ 3,768	\$ (35,575)	\$ -	\$ 416,177	\$ 4,465,201	\$ (184,929)	\$ (172,662)	\$ (357,591)	116%	\$ 58,586
2019	\$ 464,738	\$ 3,919	\$ (35,575)	\$ -	\$ 433,082	\$ 4,273,272	\$ (191,929)	\$ (165,662)	\$ (357,591)	121%	\$ 75,491
2020	\$ 482,119	\$ 4,076	\$ (35,575)	\$ -	\$ 450,620	\$ 4,074,078	\$ (199,194)	\$ (158,398)	\$ (357,591)	126%	\$ 93,029
2021	\$ 500,151	\$ 4,239	\$ (35,575)	\$ -	\$ 468,815	\$ 3,867,345	\$ (206,733)	\$ (150,858)	\$ (357,591)	131%	\$ 111,223
2022	\$ 318,788	\$ 12,212	\$ (35,575)	\$ -	\$ 295,425	\$ 3,652,786	\$ (214,559)	\$ (143,033)	\$ (357,591)	136%	\$ (62,166)
2023	\$ 333,890	\$ 12,790	\$ (35,575)	\$ -	\$ 311,105	\$ 3,430,106	\$ (222,680)	\$ (134,911)	\$ (357,591)	142%	\$ (46,486)
2024	\$ 349,708	\$ 13,396	\$ (35,575)	\$ -	\$ 327,529	\$ 3,198,997	\$ (231,109)	\$ (126,482)	\$ (357,591)	148%	\$ (30,062)
2025	\$ 366,276	\$ 14,031	\$ (35,575)	\$ -	\$ 344,732	\$ 2,959,140	\$ (239,857)	\$ (117,735)	\$ (357,591)	153%	\$ (12,859)
2026	\$ 383,628	\$ 14,696	\$ (31,946)	\$ -	\$ 366,378	\$ 2,710,205	\$ (248,936)	\$ (108,656)	\$ (357,591)	161%	\$ 8,786
2027	\$ 401,803	\$ 15,392	\$ (32,905)	\$ -	\$ 384,290	\$ 2,451,847	\$ (258,358)	\$ (99,233)	\$ (357,591)	167%	\$ 26,699
2028	\$ 420,838	\$ 16,121	\$ (33,892)	\$ -	\$ 403,067	\$ 2,183,709	\$ (268,137)	\$ (89,454)	\$ (357,591)	173%	\$ 45,476
2029	\$ 440,775	\$ 16,885	\$ (34,909)	\$ -	\$ 422,751	\$ 1,905,422	\$ (278,287)	\$ (79,304)	\$ (357,591)	179%	\$ 65,160
2030	\$ 461,657	\$ 17,685	\$ (167,208)	\$ -	\$ 312,134	2021 \$ 1,616,602	\$ (288,820)	\$ (68,771)	\$ (357,591)	150%	\$ (45,457)
2031	\$ 483,528	\$ 18,522	\$ (37,035)	\$ -	\$ 465,015	City Loan 21-002		New Loan for A	\$ (357,591)	193%	\$ 107,424
2032	\$ 506,435	\$ 121,398	\$ 48,084	\$ -	\$ 675,917	\$ 1,005,750	\$ (311,099)	\$ (46,492)	\$ (357,591)	201%	\$ 318,326
2033	\$ 530,427	\$ 20,319	\$ (39,290)	\$ -	\$ 511,456	\$ 682,875	\$ (322,874)	\$ (34,717)	\$ (357,591)	208%	\$ 153,865
2034	\$ 555,556	\$ 21,282	\$ (40,469)	\$ -	\$ 536,369	\$ 347,780	\$ (335,096)	\$ (22,495)	\$ (357,591)	216%	\$ 178,778
2035	\$ 581,876	\$ 22,290	\$ (41,683)	\$ -	\$ 562,483	\$ (0)	\$ (347,780)	\$ (9,812)	\$ (357,591)	224%	\$ 204,892
2036	\$ 609,442	\$ 23,346	\$ (42,933)	\$ -	\$ 589,855	\$ (0)	\$ (0)	\$ (0)	\$ -	0%	\$ 589,855
2037	\$ 638,315	\$ 24,452	\$ (44,221)	\$ -	\$ 618,546	\$ (0)	\$ -	\$ -	\$ -	0%	\$ 618,546
2038	\$ 668,555	\$ 25,610	\$ (45,548)	\$ -	\$ 648,617	\$ (0)	\$ -	\$ -	\$ -	0%	\$ 648,617
2039	\$ 700,227	\$ 26,823	\$ (46,914)	\$ -	\$ 680,136	\$ (0)	\$ -	\$ -	\$ -	0%	\$ 680,136
2040	\$ 733,401	\$ 28,094	\$ (48,322)	\$ -	\$ 713,173	\$ (0)	\$ -	\$ -	\$ -	0%	\$ 713,173
2041	\$ 768,146	\$ 29,425	\$ (49,771)	\$ -	\$ 747,800	\$ (0)	\$ -	\$ -	\$ -	0%	\$ 747,800
2042	\$ 804,536	\$ 30,819	\$ (51,265)	\$ -	\$ 784,090	\$ (0)	\$ -	\$ -	\$ -	0%	\$ 784,090
2043	\$ 842,651	\$ 32,279	\$ (52,802)	\$ -	\$ 822,128	\$ (0)	\$ -	\$ -	\$ -	0%	\$ 822,128
2044	\$ 882,572	\$ 33,808	\$ (54,387)	\$ -	\$ 861,993	\$ (0)	\$ -	\$ -	\$ -	0%	\$ 861,993
2045	\$ 924,384	\$ 35,410	\$ (56,018)	\$ -	\$ 903,776	\$ (0)	\$ -	\$ -	\$ -	0%	\$ 903,776
TOTAL	\$ 16,450,503	\$ 650,194	\$ (1,259,181)	\$ (198,821)	\$ 15,642,696		\$ (4,700,247)	\$ (2,093,987)	\$ (7,151,826)		\$ 8,490,870

Actual

FYE	Utility Savings	REC Sales	O&M Expense	Other Exp	Net Operating Savings	Principal Balance	Principal Payment	Interest Payment	Total Debt Service	DSCR	Net Cash Flow
Y0	\$ -	\$ -	\$ -	\$ (239,947)	\$ (239,947)	\$ 5,000,000	\$ (85,046)	\$ (65,104)	\$ (150,150)		\$ (390,097)
2016	\$ 102,607	\$ -	\$ (35,575)	\$ -	\$ 67,032	\$ 4,914,954	\$ (174,905)	\$ (182,686)	\$ (357,591)	19%	\$ (290,559)
2017	\$ 363,593	\$ -	\$ (35,575)	\$ (24,528)	\$ 303,491	\$ 4,740,049	\$ (181,525)	\$ (176,066)	\$ (357,591)	85%	\$ (54,101)
2018	\$ 370,590	\$ -	\$ (35,575)	\$ -	\$ 335,016	\$ 4,558,524	\$ (188,396)	\$ (169,195)	\$ (357,591)	94%	\$ (22,576)
2019	\$ 128,315	\$ -	\$ (35,575)	\$ -	\$ 92,740	\$ 4,370,127	\$ (195,528)	\$ (162,064)	\$ (357,591)	0%	\$ (264,851)
2020	\$ 1,075,131	\$ -	\$ (35,575)	\$ -	\$ 1,039,556	\$ 4,174,600	\$ (202,929)	\$ (154,663)	\$ (357,591)	0%	\$ 681,965
2021	\$ 119,612	\$ -	\$ (35,575)	\$ -	\$ 84,038	\$ 3,971,671	\$ (210,610)	\$ (146,982)	\$ (357,591)	0%	\$ (273,554)
2022	\$ 1,237,537	\$ -	\$ (35,575)	\$ -	\$ 1,201,963	\$ 3,761,062	\$ (265,862)	\$ (73,103)	\$ (338,964)	0%	\$ 862,998
2023	\$ 789,568	\$ -	\$ (35,575)	\$ -	\$ 753,993	\$ 3,495,200	\$ (241,121)	\$ (97,844)	\$ (338,964)	0%	\$ 415,029
2024	\$ 61,805	\$ -	\$ (35,575)	\$ -	\$ 26,231	\$ 3,254,079	\$ (123,098)	\$ (46,384)	\$ (169,482)	0%	\$ (143,252)
2025	\$ -	\$ -	\$ -	\$ -	\$ -	\$ -	\$ -	\$ -	\$ -	0%	\$ -
2026	\$ -	\$ -	\$ -	\$ -	\$ -	\$ -	\$ -	\$ -	\$ -	0%	\$ -
2027	\$ -	\$ -	\$ -	\$ -	\$ -	\$ -	\$ -	\$ -	\$ -	0%	\$ -
2028	\$ -	\$ -	\$ -	\$ -	\$ -	\$ -	\$ -	\$ -	\$ -	0%	\$ -
2029	\$ -	\$ -	\$ -	\$ -	\$ -	\$ -	\$ -	\$ -	\$ -	0%	\$ -
2030	\$ -	\$ -	\$ -	\$ -	\$ -	\$ -	\$ -	\$ -	\$ -	0%	\$ -
2031	\$ -	\$ -	\$ -	\$ -	\$ -	\$ -	\$ -	\$ -	\$ -	0%	\$ -
2032	\$ -	\$ -	\$ -	\$ -	\$ -	\$ -	\$ -	\$ -	\$ -	0%	\$ -
2033	\$ -	\$ -	\$ -	\$ -	\$ -	\$ -	\$ -	\$ -	\$ -	0%	\$ -
2034	\$ -	\$ -	\$ -	\$ -	\$ -	\$ -	\$ -	\$ -	\$ -	0%	\$ -
2035	\$ -	\$ -	\$ -	\$ -	\$ -	\$ -	\$ -	\$ -	\$ -	0%	\$ -
2036	\$ -	\$ -	\$ -	\$ -	\$ -	\$ -	\$ -	\$ -	\$ -	0%	\$ -
2037	\$ -	\$ -	\$ -	\$ -	\$ -	\$ -	\$ -	\$ -	\$ -	0%	\$ -
2038	\$ -	\$ -	\$ -	\$ -	\$ -	\$ -	\$ -	\$ -	\$ -	0%	\$ -
2039	\$ -	\$ -	\$ -	\$ -	\$ -	\$ -	\$ -	\$ -	\$ -	0%	\$ -
2040	\$ -	\$ -	\$ -	\$ -	\$ -	\$ -	\$ -	\$ -	\$ -	0%	\$ -
2041	\$ -	\$ -	\$ -	\$ -	\$ -	\$ -	\$ -	\$ -	\$ -	0%	\$ -
2042	\$ -	\$ -	\$ -	\$ -	\$ -	\$ -	\$ -	\$ -	\$ -	0%	\$ -
2043	\$ -	\$ -	\$ -	\$ -	\$ -	\$ -	\$ -	\$ -	\$ -	0%	\$ -
2044	\$ -	\$ -	\$ -	\$ -	\$ -	\$ -	\$ -	\$ -	\$ -	0%	\$ -
2045	\$ -	\$ -	\$ -	\$ -	\$ -	\$ -	\$ -	\$ -	\$ -	0%	\$ -
TOTAL	\$ 4,248,759	\$ -	\$ (320,172)	\$ (264,475)	\$ 3,664,112		\$ (1,869,019)	\$ (1,274,090)	\$ (3,143,108)		\$ 521,003

# Agenda Item 4

Matters Removed from  
Consent Items

# Agenda Item 5

Presentations/Appointments

# Agenda Item 6a

Discussion & Possible Action Regarding  
Fuel Dispensing and Storage Facility at the  
Oasis Operations Maintenance Yard

## MEMORANDUM

**DATE:** November 1, 2023

**TO:** Board of Directors

**FROM:** Don Bartz, General Manager  
By: Sean Wright, Water Operations Manager

**SUBJECT:** Discussion and Possible Action Regarding Fuel Dispensing and Storage Facility at the Oasis Operations Maintenance Yard.

### STAFF RECOMMENDATION

For the Board to take no action as current fuel storage is adequate and additional fuel storage is too costly and not budgeted.

### BACKGROUND

The District currently utilizes a fuel storage and dispensing system capable of storing 1,000 gallons of gasoline and 1,000 gallons of Number 2 diesel. In the event of an emergency, these storage reserves allow for continued operations for approximately one week. Increasing the District's fuel storage capacity would facilitate Operations for a longer duration should such an emergency arise mitigating potential impacts to distribution. Permitting requirements of fuel storage facilities within the Mojave Desert Air Quality Management District can become more scrutinous once capacity exceeds 1,500 gallons of particular fuels. The costs of additional fuel storage should also be balanced with the future electric vehicle requirements where long-term payoff of additional fuel storage costs may never be realized.

At the Board's request, staff conducted an investigation to upgrade the District's fuel storage and dispensing facility to a 15,000-gallon tank capable of 5,000-gallon deliveries of gasoline, red-dyed diesel, and Number 2 diesel to potentially lower fuel costs and achieve greater emergency capabilities should such an event arise. Quotes were sought using the 15,000-gallon triple fuel-capable California Air Resources Board-approved storage and dispensing facilities as a baseline.

Quotations were sought from multiple fuel supply companies (15), having received the following summarized proposals.

#### Envirosafe tanks

- No lease available
- Financing available for purchasing with quotation attached.

#### On-Demand Rentals

- \$5336 (4 week rental) Quotation attached

#### SC Fuels

- Quotation attached.

#### Western Global

- No lease available

- The storage tank itself is a semi-portable unit which would be coupled to the existing fuel storage capabilities at the Oasis yard.

Bryant fuel systems

- Non-Responsive

CommTank

- Outside of service area

Diesel Direct

- Non-Responsive

Downs Energy

- Non-Responsive

Flyers

- Non-Responsive

Fuel Lock

- does not sell anything or lease fuel storage tanks, only provides software for fuel management.

Hart Fueling Service

- Non-Responsive

Rebel Oil Co

- Non-Responsive

Retif

- Outside of service area

SPATCO

- Non-Responsive

Tank Specialists of California

- Non-Responsive

### **FISCAL IMPACT**

Budgeted Fuel Dispensing and Storage Facility for FY 23/24: \$0

### **ATTACHMENT(S)**

- Envirosafe Quotation
- On Demand Fuel Quotation
- SC Fuels Quotation
- Western Global Fuel Quotation

# Quote



**Memco Inc.**

1789 E C 48  
 Bushnell, FL  
 USA, 33513  
 Phone : 800-555-4754

<b>Quote No.</b>	<b>17005</b>
<b>Date :</b>	07/13/2023
<b>Contact :</b>	Phone : 760-868-1212

<b>Bill To</b>	<b>PHELANPI</b>
<b>PHELAN PINON HILLS COMMUNITY SERVICES DISTRICT</b>	
PHELAN, CA USA	

<b>Ship To</b>	<b>PHELANPI</b>
<b>PHELAN PINON HILLS COMMUNITY SERVICES DISTRICT</b>	
PHELAN, CA USA	

<b>Expiration Date</b>	<b>Price Request</b>	<b>Terms</b>	<b>Carrier</b>	<b>FOB</b>
07/13/2023		50% Deposit to Start Fabrication, balance due upon completion.	Not Applicable	
<b>Sales Rep</b>		<b>Currency</b>	<b>Lead Time (Days)</b>	<b>Tax Group</b>
House (HOUSE)		USD	0	USDEXE

No.	Qty	Item	Description	Disc. %	Amount
1	1.000	DISP	Dispenser Tank 1 15,000-Gallon FireGuard 3-Way Split Tank Mounted On Saddles 3 8" 8 Oz Emergency Vent Male w/O-ring 2 3" Stack Vent (12' above grade) w/ 3" Updraft Vent 1 3" Pressure Vacuum Vent (12' above grade) 3 2" 918 Clock Gauge w/ Alarm & Standard Float for Accurate Fuel Level Reading 3 Monitoring Well w/ 2" Cap 1 Engineered Hurricane Tie Down 2 1" Automatic Shutoff Nozzle, Swivel, Breakaway 18' x 1" Hose, 12" Jumper Hose 1 3/4" Automatic Shutoff Nozzle, Swivel, Breakaway 18' x 3/4" Hose, 12" Jumper Hose 1 Tank Decal Kit 1 3" Stage 1 Vapor Recovery 1 Envirolastic 940 DTM Polyaspartic Urethane Coating for High Performance Finish 3 FE Petro 3/4 Hp. Pump Assy w/ Anti-Syphon Valve & Ball Valve w/ Relay & Nema 7 Enclosure 1 Single Product Dispenser Containment Pan 1 Dual Product Dual Hose Wayne Dispenser System 1 Wayne Compact Single Hose/Single Product Dispenser 1 Interstitial Leak Gauge 3 18" Manway for easy inner tank accessibility 3 3" 9095AA Morrison Brothers Overfill Prevention Valve with Diffuser 1 Ladder with Safety Shield and Hand Rails for Fill Box 1 UL 2085 Labeled & Listed 1 STEEL THICKNESS 5/16" SHELL, 5/16" PRIMARY HEAD, 3/8" SECONDARY HEAD 1 Touch-up paint 1 Owner's Manual	0%	\$190,196.53
2	3.000	P-515-0300 AC	Container Spill Remote- Female Threaded, Post Mount AST 3" - 15 Gal.	0%	\$5,149.98
3	1.000	P-SB PEDESTAL ASSY-5	Superbox 5 Hose assembled to pedestal, contactors sold separately	0%	\$9,066.67
4	3.000	P-RIB01P30-S	Relay Contactor	0%	\$375.00

Subtotal: \$204,788.18

USD

## **QUOTATION TERMS AND CONDITIONS:**

The above quote has been issued to Customer by MEMCO, INC. D/B/A Envirosafe Fuel Systems ("Memco, Inc." herein) for the purchase of and manufacture/fabrication of an above-ground fuel system ("Product" herein).

All custom Quotes are budgetary only and pricing can not be finalized until all parts and materials for the finished product have been purchased and vendor invoices have been received. No items will be purchased until the CAD drawings are completed, meet the customer's specifications, and the approved signed copy has been returned to Envirosafe.

Change orders during the production process, parts or materials cost and actual labor cost will also subject the customer to an increased charge.

Memco, Inc. will estimate a time within which manufacture/fabrication may be completed, but the nature of the Product will not enable Memco, Inc. to define a specific date.

The quote is based upon information available at the time it is prepared and is limited to items discussed and detailed during the quotation process. Memco, Inc. is not liable in any way for the system or tank's intended use.

These Terms and Conditions are expressly made part of the Manufacturing Sales Agreement.

1. Quotes are valid for 24 hours after issuance by Memco, Inc.

2. Drawings and Materials Lists:

A. Cost:

i. Bare Tanks: \$300.00

ii. Custom systems: \$500.00

iii. Aviation systems: \$1,200.00

B. Timeframe: The scheduled time for issuance of approval drawings and revisions is dependent upon the engineering backlog at the time of the quote and order. The estimated wait time for submission is two weeks depending on the complexity of the project.

C. Drawing charges are not refundable.

D. Memco, Inc. is only responsible for the customer's local rules and regulations when Memco, Inc. is coordinating the installation. CUSTOMER EXPRESSLY ASSUMES RESPONSIBILITY FOR IDENTIFICATION OF AND FOLLOWING CUSTOMER'S LOCAL RULES AND REGULATIONS FOR THE INSTALLATION AND USE OF THE PRODUCT.

3. NOT INCLUDED IN QUOTE: the following are not included in any quote for the manufacture of any Memco, Inc. product:

A. Local, State, or Federal Sales Tax.

B. Local, State, or Federal Permitting of any sort. Unless, Memco Inc, has been hired as an installation contractor. Thus the actual costs of permitting are added to the final invoice.

C. Delivery (a delivery estimate may be given with your quote but is subject to change at any time for any reason).

D. Unless specifically listed, Installation (Installation is a service charge which is in addition to the manufacture/fabrication quote you have/will receive).

E. Spare parts (unless requested and specified in the above quotation).

F. Unless specifically listed on the design drawing, bill of materials, and quote: valves, controls, piping, or other attachments are not included and must be supplied by you and installed by you or a third party.

4. REQUIRED PAYMENT SCHEDULE:

A. Some or all materials may be ordered once the deposit is received to prevent material cost increases.



B. Before the system design, a 50% deposit is required to commence the manufacturing of your Product.

C. The remaining balance of the final sale price will be required within 15 days of the completion of the manufacturing process, before delivery and onsite installation.

D. If Memco, Inc. is performing product Installation, Sixty Percent (60%) of the Installation fee must be prepaid before on-site delivery is commenced.

E. The product will not leave the manufacturing location until Memco, Inc. D/B/A Envirosafe Manufacturing, Installations, Sales Agreement are signed and returned, the remaining balance is due for the final manufacturing price and 60% of installation charges are paid in full.

F. Fees may apply if changes are made after approval to start manufacture/fabrication.

G. Purchased items not requiring manufacture. i.e., stock tanks, pre-owned tanks, parts, and equipment, must be invoiced and paid in full before delivery.

#### 5. OTHER TERMS AND CONDITIONS:

A. Materials used in the construction of the Product may be domestic, foreign, or a combination of the two. Specific country of origin requests may increase your cost.

B. All freight is FOB Bushnell, Florida at the manufacturing facility of Memco, Inc. unless otherwise specified.

C. A freight estimate may be given. If so, the original freight estimate and the freight quote at the time of shipment may differ due to fluctuating fuel prices and the supply and demand of trucks. Memco, Inc. is not responsible for any additional freight cost associated or delivery time associated with the same. Memco, Inc. may assist with securing the delivery of your parts or system. This is done as a complimentary service through a third party. We are not liable for the reliability of the freight company, or the reliability of freight quotes and pricing.

D. Scratching and/or paint scarring may occur on painted or coated surfaces during the loading and shipping process. Field touch-up paint and labor are to be provided by you or a third party. Touch-up paint is available upon request, for a fee.

E. Because the tank equipment and piping on your Product will be subjected to vibrations and motion during delivery, Memco, Inc., will not be responsible for seepage or leaks at any connections. Piping is tested in our shop at these connections after assembly and before shipment to assure there are no leaks or seepage. Memco, Inc. takes all reasonable steps to minimize vibrations in transit. However, we cannot guarantee that seepage will not occur. Re-tightening connections on site BY OTHERS may be required.

F. Memco, Inc. is not responsible for malfunctions in equipment and/or parts due to changes in atmospheric pressure.

G. Memco, Inc. is not responsible for customer payment delays; the product will not ship until Memco, Inc. is paid in full.

H. Unless otherwise specified in writing, Memco, Inc. is not responsible for the customer's local rules, regulations, and/or statutes. The customer is solely responsible for compliance with the same. By way of example only, Stage I or II Vapor Recovery, Overfill Prevention, etc.

I. If any portion of a manufactured tank or system, is not paid within 30 days of the customer being notified of completion and being sent the final invoice; the buyer shall incur a charge of 18% interest per annum (or the highest legal rate) on all remaining balances

J. Memco, Inc. is not responsible for the maintenance and/or upkeep of tanks stored on Memco, Inc.'s property after the 15-day inspection period has expired and or waiting for delivery.

K. Abandonment. Any product that has been paid in full and left on the seller's premises for more than 180 days after the product is completed and made available for shipping and/or installation will incur a \$50.00 per day storage fee.

L. Memco, Inc. recommends that you contact your fire marshal, environmental agencies, and AHJ (Authorities Having Jurisdiction) for approval before ordering. It is the sole responsibility of the buyer to ensure the system design is acceptable and meets Local, State, and Federal Code Regulation requirements.

6. ATTORNEY'S FEES – In the event any aspect of the agreement (at the quote stage, production, fabrication, or delivery) litigation occurs which concerns the terms of or enforcement of this and/or the sales agreement, Memco, Inc. shall be entitled to the recovery of all reasonable and necessary attorney's fees and costs of court related to said litigation, including those incurred at the demand phase through the fees and costs associated with appellate review. The venue is established in Lake County Florida and all litigation or disputes arising as a result of this quote and/or the sales agreement are governed by the Laws of the State of Florida.

7. FORMAL INSTALLATION CONTRACT: Formal installation contract is required to be signed and returned before any installation work including application for permit can be performed. (Ask your sales associate for a copy of contract).

8. NO REFUNDS: Once materials have been ordered and/ or manufacturing process has commenced Seller shall not issue refunds for any reason. This provision includes a waiver by Buyer of any and all amounts expended for drawings, specifications, change orders, or deposit. The drawings, specifications, and all documents and/or plans developed in connection with the manufacture of the Product remain the property of the Seller.

9. By submitting a deposit to Memco, Inc., the buyer is acknowledges and accepts all quotation terms and conditions stated above.

Tank quotes are only good for 24 hours. It does not include sales tax, permitting, installation, setup, or delivery unless stated otherwise. Petroleum equipment/parts are good for 24 hours.

Please make checks payable to MEMCO Inc.

*Ask Us About Our No Money Down Financing or Leasing Options!*

Flameshield and Fireguard tanks include a 30-year tank warranty backed by the Steel Tank Institute.

All Equipment and Piping Quoted is Installed at Factory.

**Bill To Customer:**

**Phelan Piñon Hills Community Services District**  
4176 Warbler Rd  
Phelan, CA, 92371  
USA

**Shipping Address:**

**Phelan Piñon Hills Community Services District**  
4176 Warbler Rd  
Phelan, CA, 92371  
USA

**Valid Until** Oct 7, 2023

**Quote Name** 2- 5,000 Gallon fuel tank rental - Phelan, CA

**Contact** Sean Wright

**Est. Rental Start** Jan 1, 2024

**Rental Term** 12+ Months

Item & Description	Qty	4 Week Rate	Amount
<b>5,000 Gallon Fuel Tank Rental</b> 5,000 US Gallon Stationary Fuel Tank   Double-walled, UL142 Listed, lockable pump cabinet, tank gauge, overfill prevention valve, anti-syphon, and flippable placards, . Set-up for diesel fuel only (unless otherwise noted). **Please Note: exact capacity may vary +/- 5% depending on specific models**	1	\$ 2,116.00	\$ 2,116.00
<b>Pump Assembly Rental: Submersible Pump - Single Hose Dispensing, up to 35 GPM</b> Dispensing Pump Assembly: 3/4 HP Submersible Single-Phase Electric Pump, Single Hose Position, Up to 35 GPM, 1" x 25' hose, 1" automatic nozzle, 30 micron filter, oval gear meter w/ pulse output, wired to panel w/ estop. For diesel fuel only. *Included in above tank price*	1	\$ 0.00	\$ 0.00
<b>Safety Kit Rental</b> Safety Kit: Includes emergency spill kit & fire extinguisher mounted to the tank *Included in above tank price*	1	\$ 0.00	\$ 0.00
<b>5,000 Gallon Fuel Tank Rental</b> 5,000 US Gallon Stationary Fuel Tank   Double-walled, UL142 Listed, lockable pump cabinet, tank gauge, overfill prevention valve, anti-syphon, and flippable placards, . Set-up for Gasoline Fuel **Please Note: exact capacity may vary +/- 5% depending on specific models**	1	\$ 2,595.00	\$ 2,595.00
<b>Pump Assembly Rental: Submersible Pump - Single Hose Dispensing, up to 35 GPM</b> Dispensing Pump Assembly: 3/4 HP Submersible Single-Phase Electric Pump, Single Hose Position, Up to 25 GPM, 3/4" x 15' hose, 3/4" automatic nozzle, 30 micron filter, oval gear meter w/ pulse output, wired to panel w/ estop. Set-up for gasoline. *Included in above tank price*	1	\$ 0.00	\$ 0.00
<b>Vapor Recovery Kit Rental</b> Vapor Recovery: for 3" fill line on stationary tanks 4,500 gallons & larger *Included in above tank price*	1	\$ 0.00	\$ 0.00
<b>Spark Arrest Vent Rental</b> Spark Arrest Vent Kit: for mounting on 3" vent stacks included on stationary tanks 2,300 gallons & larger *Included in above tank price*	1	\$ 0.00	\$ 0.00
<b>Safety Kit Rental</b> Safety Kit: Includes emergency spill kit & fire extinguisher mounted to the tank *Included in above tank price*	1	\$ 0.00	\$ 0.00
			<b>89</b>

Item & Description	Qty	4 Week Rate	Amount
<b>Fuel Mgmt. Systems: Fuel Management - FMT SmartFill</b>	1	\$ 625.00	\$ 625.00
Fuel Management System - FMT SmartFill GEN3 Robust, Cellular Data transmitting, Remote managed, up to 4 fueling positions & capable of excepting Card swipe, key pad entries, NFC keys and fobs & HID cards. Easy to login to cloud based reporting & driver management system.			

Sales Tax \$ 0.00

**Rates Subject to Availability**

<b>Total 4 Week Rental</b>	<b>\$ 5,336.00</b>
Enviro/Cleaning Fee	\$ 990.00
Delivery Charge	\$ 1,995.00
Pick-up Charge	\$ 1,995.00
Security Deposit (refunded at end of rental)	\$ 5,336.00
<b>Grand Total</b> (Due Prior to Shipment)	<b>\$ 10,316.00</b>

**Order Notes:**

Off-Loading & On-loading of Tanks at Customer's site not included unless otherwise noted

\*\*Pricing based on 5 Years\*\*



## TERMS AND CONDITIONS OF RENTAL CONTRACT - ZOETIC GROUP

For good and valuable consideration, you and Zoetic Group, LLC, d/b/a "Zoetic Equipment Group" and "On-Demand Rentals" (also referred to herein as "ZEG," "Lessor," "we," "us" and "our") agree as follows:

- As used herein, "P.1" refers to the first page or "face" of this Contract; "Contract" refers to P.1 together with these Terms and Conditions, "Rented Item(s)" or "Item(s)" means the item(s) provided (rented or if specifically set forth on P.1, sold) to you, as identified on P.1 (including any "Instructions" and/or safety devices provided per Section for "S" 5 below). "Site" means the address set forth on P.1 where the Item(s) is/are to be delivered and/or used, and "Customer," "Lessee," "you" and "your" mean the "Renter," "Customer," "Lessee" and/or "Guarantor" (as applicable) identified on P.1.
- You agree to rent from ZEG the Rented Item(s) for the period(s) specified on P.1 (the "Term"), to pay us our stated rental rate(s) (the "Rent"), together with all other charges accruing hereunder, without proration, reduction or setoff, and to remain liable for all injuries and damages (including those to, arising from and/or associated with, such Item(s), until all Rented Item(s) is/are returned to and accepted by ZEG in the return condition required under this Contract (including § 10). Unless otherwise specifically agreed by ZEG, all rental rates are for normal use of the Rented Item(s) in accordance with this Contract. You will not be entitled to any cancellation right or reduction of Rent or other amounts coming due hereunder in order to account for time in transit, Act(s) of God, event(s) of *force majeure*, the actions or inactions of any other parties, or any other period(s) of nonuse. You agree: (a) to pay us: (i) any deposit(s) and/or other prepayment(s) set forth on P.1 (collectively, the "Prepayment"); (ii) all Rent, taxes and other amounts set forth on P.1 as and when specified therein; and (iii) all other amounts coming due under this Contract upon demand; and (b) that: (i) we may deduct any amount(s) you owe us from any Prepayment; (ii) no interest will accrue on any Prepayment; and (iii) no Prepayment will be deemed a limit of your liability to us.
- Except with respect to Rented Items ZEG rents from one or more third parties (each, a "TPO") and then rents to you ("Re-Rented Items"), ZEG owns and will retain title to all Rented Items at all times. **You will have exclusive control over the Rented Item(s) during the Term; subject however,** to your obligation to fully and timely comply with this Contract at all times. You **SHALL NOT** (a) permit the taking or existence of any lien, claim, security interest or encumbrance on any Rented Item(s); (b) have any title or ownership interest in or with respect to any Rented Item(s); or (c) **loan, share, transfer, sublease, store, surrender or assign any Rented Item(s) or this Contract, without our prior written consent (in our sole discretion).** ZEG may, from time to time, substitute Rented Item(s) and/or sell or assign all or any part of its interests in one or more Rented Item(s) and/or this Contract, in which event, you will attorn to the assignee, who will not be responsible for any pre-existing obligations or liabilities of ZEG or any TPO.
- If we agree to deliver and/or retrieve any Item(s), you agree to: (a) pay our regular charge(s) therefor, and for all waiting time; (b) be present at the Site at the agreed time(s); and (c) ensure our personnel have full access to the Site as reasonably necessary to enable ZEG to fully, timely and properly perform its obligations and pursue its rights and remedies under this Contract. ZEG will not be responsible for delay(s) caused by any acts or omissions of/by you, your agents, employees or contractors, or any other parties, including providers of other equipment or services ("Other Providers") for which you agree to indemnify, defend and hold harmless ZEG, its agents, employees and contractors. If you are not present upon delivery or retrieval of any Item(s), you agree to accept the statements of our representatives and/or delivery personnel regarding the same (including status, condition, quality, utility, defects, and quantities of or with respect to the Item(s) and the Site). All deliveries (other than those performed by ZEG): (i) from ZEG shall be FOB shipping point; and (ii) to ZEG shall be FOB destination (*Incoterms 2020*).
- Upon the earlier of your receipt, or the delivery to the Site, of the Rented Item(s) unless you thereupon reject it/them, you represent, warrant, acknowledge and agree that: (a) each Item: (i) is complete and in good order, condition and repair; (ii) is appropriate for your purposes and in all ways acceptable to you; and (iii) was selected (not based on any recommendation by ZEG), carefully examined, counted and tested by you or your agent(s); and (b) you: (i) have carefully reviewed and fully understand all laws, rules, regulations, training, instructions, user manuals, maintenance requirements, and other information, if any, including all EPA, OSHA, MSHA, ASME, IBC, IFG, IEEE, UL, ASSP, ANSI and other standards applicable to any one or more of the Rented Item(s) (collectively, "Instructions"); (ii) will fully comply therewith (including training, familiarization, cleaning, ventilation, environmental, site assessment, dyke and containment area requirements); (iii) have been made aware of the need to use all applicable personal protective equipment and safety devices, including RESPIRATORY PROTECTION ("PPE"); (iv) will use each Item only for its intended purpose in a reasonable and safe manner; (v) will timely give all applicable notice(s) to, and obtain all applicable licenses, authorizations, permits and approvals from, all applicable authorities, including governmental, regulatory and standard setting bodies, utilities and the owner(s) of the Site, and ensure that all underground lines, cables and conduits are clearly and properly marked before disturbing the ground surface; (vi) will immediately cease using any Item that is damaged, ruptures, leaks, breaks down, or otherwise proves defective (a "Malfunction"); and (vii) will ensure that all others comply with this Contract at all times. You agree to notify: (A) the police and ZEG in the event of any theft or accident involving any Rented Item(s); and (B) ZEG if any of the requirements of this § 5 shall be breached or found to be incorrect or misleading in any way.
- In the event of a Malfunction (as defined in § 5), you will immediately notify ZEG and take all appropriate remedial and protective actions, and provided such Malfunction did not result from or in connection with (a) any wrongful or negligent act or omission of/by you or anyone you permit to use or otherwise deal with any Rented Item; (b) your breach of any provision of this Contract; ZEG will, at its sole option: (i) repair the Malfunctioning Item; (ii) provide you with a comparable item; or (c) solely with respect to the Malfunctioning Item, return the unused portion of the Rent and cancel this Contract. **The foregoing remedies are EXCLUSIVE.** Neither ZEG nor any TPO shall have any other obligations regarding Malfunctions, all of which you hereby waive.
- NO WARRANTIES. ZEG IS NOT THE MANUFACTURER OR DESIGNER of any of the Item(s), all of which are provided "AS-IS." NEITHER ZEG NOR ANY TPO MAKES ANY WARRANTY(IES), EXPRESS OR IMPLIED (INCLUDING ANY AND ALL WARRANTY(IES) OF MERCHANTABILITY, SUITABILITY, FITNESS FOR A PARTICULAR PURPOSE, FUNCTION, DESIGN, QUALITY, CAPACITY, FREEDOM FROM DEFECTS AND GOOD AND WORKMANLIKE PERFORMANCE, as well as any warranty(ies) arising from course of dealing, course of performance and/or usage of trade) regarding any Item(s) or Service(s) provided by or at the direction of ZEG or any TPO, nor does ZEG or any TPO make any warranty against INTERFERENCE OR INFRINGEMENT, all of which warranties you hereby waive. NO DESCRIPTIONS, SPECIFICATIONS OR ADVERTISEMENTS CONSTITUTE REPRESENTATIONS OR WARRANTIES BY ZEG OR ANY TPO.**
- WARNINGS: THE RENTED ITEM(S) CAN BE DANGEROUS AND SHOULD BE SERVICED, MAINTAINED, REPAIRED AND USED WITH EXTREME CARE, ONLY FOR THEIR INTENDED PURPOSE(S), AND ONLY BY PROPERLY QUALIFIED, INSTRUCTED, TRAINED, FAMILIARIZED, AND IF APPLICABLE, LICENSED, ADULTS. THE CONTENTS OF THE RENTED ITEM(S) MAY BE COMBUSTIBLE AND/OR HAZARDOUS TO THE ENVIRONMENT.** You agree to: (a) ensure that each such Item is used, operated and occupied safely and only: (i) for its intended purpose(s); (ii) within its rated capacity; (iii) unless otherwise specifically agreed by ZEG at the Site; and (iv) otherwise in full compliance with this Contract, the Instructions and all applicable laws, rules, regulations, warranties and insurance policies, at all times; (b) provide all applicable familiarization, training, instructions and warnings to all person(s) who use, operate, clean, maintain, deal with and/or come in close proximity to any one or more Rented Item(s) (collectively, "Other Parties"); (c) exercise, and ensure that all such Other Parties exercise, the highest level of care when dealing with such Item(s); (d) use, and ensure all such Other Parties use, any and all applicable PPE as and when required and/or appropriate; (e) inspect the Rented Item(s) and all PPE for existing and potential damage, defects, ruptures and leaks regularly and frequently; and (f) notify ZEG immediately if any Rented Item moves, shifts, tips, ruptures, leaks or is otherwise damaged or found to be defective. **SMOKING NEAR ANY RENTED ITEM IS STRICTLY PROHIBITED.** You agree to fully and timely comply, and to take all necessary action(s) to ensure that all Other Parties fully and timely comply, with the requirements of this Contract at all times.
- INDEMNITY. TO THE MAXIMUM EXTENT PERMITTED UNDER APPLICABLE LAW, YOU: (A) ASSUME ALL RISK** OF PERSONAL AND BODILY INJURY, ILLNESS, PRODUCTS LIABILITY, LOSS, THEFT,

PROPERTY DAMAGE, AND CONTAMINATION OF, TO, AND/OR ARISING IN CONNECTION WITH, THE ITEM(S) (INCLUDING ANY AND ALL CONTENTS THEREOF) AND/OR SERVICE(S) REFERENCED IN THIS CONTRACT, INCLUDING ALL LIABILITIES, CLAIMS, DAMAGES, LOSSES, COSTS AND EXPENSES (INCLUDING ATTORNEYS' FEES) ARISING FROM AND/OR IN CONNECTION WITH THE SELECTION, PROVISION, INSPECTION, DESIGN, MANUFACTURE, USE, LOADING, UNLOADING, TRANSPORTATION, DEMONSTRATION, PLACEMENT, INSTALLATION, STORAGE, SERVICING, MAINTENANCE, REPAIR, DELIVERY AND/OR RETRIEVAL OF SUCH ITEM(S) AND/OR SERVICE(S), WHETHER OR NOT YOUR FAULT (COLLECTIVELY, "RISKS"); (B) **RELEASE AND DISCHARGE, AND AGREE TO INDEMNIFY, DEFEND AND HOLD HARMLESS, ZEG, EACH TPO,** their respective parents, affiliates and subsidiaries, and their respective owners, shareholders, members, managers, officers, directors, agents, employees, insurers, subrogees, representatives, successors and assigns (each, an "Indemnitee"), for, from and against all such RISKS, as well as all other liabilities, claims, damages, losses, costs and expenses (including attorneys' fees) arising from and/or in connection with the Rented Item(s), this Contract, the subject matter hereof, and/or your breach of any one or more of the terms hereof, and except only as provided in § 6, (C) **WAIVE** all incidental, consequential, general, special, exemplary and punitive damages, against each and every Indemnitee.

- You will ensure the Site is reasonably clean, safe, secure and fit for delivery and use of the Item(s), protect, properly maintain and care for each Item at all times, and return each such Item to ZEG on time at the end of the Term, complete and otherwise in good order, condition and repair, properly serviced and maintained. If you fail to do so, then in addition to any other amounts specified on P.1, you will promptly pay to ZEG: (a) Rent until all such Item(s) have been returned or replaced as required; and (b) all costs and expenses we may incur in connection with such failure. **You shall not** nor shall you permit anyone else to: (i) use or deal with any Rented Item while under the influence of any intoxicant(s) (including without limitation, **CANNABIS AND ALCOHOL, WHETHER OR NOT LEGAL**) or to abuse, misuse, overuse, conceal, store with any third party, repair, modify or damage any Rented Item(s); (ii) violate any law, rule, regulation, instruction, insurance policy or warranty; (iii) expose any Rented Item(s) to any flammable, explosive, harmful or hazardous substance(s) or circumstance(s) (unless, and only to the extent that, such Rented Item(s) is/are specifically designed for the same); (iv) disable, misuse or circumvent any safety equipment or device(s) in, on or with any Rented Item(s); or (v) take possession of or exercise control over any Rented Item(s), without our prior consent (in our sole and absolute discretion).

- YOU REPRESENT AND WARRANT TO ZEG THAT: (A) YOU OWN THE SITE OR HAVE OBTAINED THE SITE OWNER'S WRITTEN APPROVAL TO INSTALL AND USE THE RENTED ITEM(S) AS PROVIDED HEREIN; AND (B) THE SITE IS SECURE, LEVEL, PROPERLY VENTILATED, A SAFE DISTANCE FROM STORM SEWERS AND OTHER DRAINAGE INLETS, AND OTHERWISE SUITABLE AND APPROPRIATE IN ALL RESPECTS FOR THE INSTALLATION AND USE OF THE RENTED ITEM(S).**

- You agree to: (a) identify a surface at the Site which is level, stable and otherwise appropriate for installation and use of the Rented Item(s); (b) ensure our personnel have reasonable access to the Site at all times necessary or appropriate in order to facilitate ZEG's performance of its obligations and pursue its available rights and remedies under this Contract; (c) pay us our stated charges (or if not expressly stated, our regular or published rates) for delivery, installation, maintenance, cleaning, pumping, servicing and retrieval of the Rented Item(s); and (d) be present at the Site as necessary for our performance of the aforementioned services. If you are not present upon any such performance, you agree to accept the statements of our representatives regarding the same (including, performance, status, condition, quality and quantities of the Item(s) and the Site).

- You agree to maintain all insurance we may reasonably require, including: (a) commercial general and environmental liability insurance with minimum limits of \$1,000,000 per occurrence; (b) property damage/land marine insurance covering all Items for the full (new) replacement cost thereof; (c) workers' compensation insurance; and (d) umbrella liability insurance with minimum limits of \$5,000,000. Such policies shall, whenever possible: (A) name ZEG as an additional insured and loss payee; (B) waive subrogation against us and each TPO; (C) be primary and non-contributory; and (D) include a severability of interests clause and such other provisions (including deductibles) as we may require. You irrevocably appoint ZEG as your agent and attorney-in-fact for purposes of submitting, negotiating and settling claims on all such policies.

- Your Rental shall be deemed a "net" rental. If you or any guarantor shall: (a) fail to fully and timely honor, pay, perform or comply with this Contract, any other agreement(s) ("Other Contract(s)") between you and any Indemnitee, and/or any of your obligations arising (i) hereunder or in connection (ii) therewith; (b) provide any incorrect or misleading information to us; (c) become insolvent or bankrupt; or (d) die or cease conducting business; if ZEG reasonably deems itself insecure, or if any Rented Item(s) shall be lost or damaged, you will be in **DEFAULT** under this Contract and such Other Contract(s), whereupon, ZEG may with or without legal process or notice (and without liability to you), to the maximum extent permitted under applicable law: (i) cancel the Term and/or the subject Contract(s) (and/or your rights to use and possess the Rented Item(s)); (ii) seek relief from stay; (iii) recover, empty, lock, restrict, shut down, disconnect and/or disable such Item(s) without being guilty of breach, trespass or wrongful interference, or liable for any injuries or property damage (for which you hereby release each Indemnitee); (iv) perform your obligations (i) hereunder on your behalf, without being obligated to do so; (v) purchase replacement Item(s); (vi) recover from you and/or any guarantor(s) our associated direct and indirect damages, losses, costs and expenses (including without limitation, Rent for the entire scheduled Term, overtime, loss of use, interest, attorneys' fees, retrieval/repossession costs, and collection costs); and/or (vii) pursue any one or more other rights and/or remedies available (i) hereunder, at law and/or in equity, all of which are and will remain at all times cumulative.

- This Contract shall be governed by and enforceable under the laws of Michigan. Disputes arising in connection with this Contract and/or its subject matter, shall, at ZEG's option, be submitted to binding **ARBITRATION** in accordance with the Rules of the American Arbitration Association before a single arbitrator and in a location selected by ZEG. Judgment on the arbitrator's award shall be final and binding and may be entered in any court of competent jurisdiction. Proper venue for all other civil legal actions commenced in connection herewith shall lie solely and exclusively in the federal, state and local courts located in or nearest to, Oakland County, Michigan (unless waived by ZEG). You consent and submit thereto and waive all claims that your venue lies in an inconvenient forum. **YOU HEREBY KNOWINGLY AND VOLUNTARILY WAIVE: (A) YOUR RIGHT(S), IF ANY, TO PARTICIPATE IN ANY CLASS, COLLECTIVE OR OTHER JOINT ACTION AGAINST ZEG AND (B) YOUR RIGHT TO TRIAL BY JURY.**

- You agree to fully and timely pay all taxes (including sales, use, environmental and other taxes), tolls, fines, fees, assessments and other charges related to each Item. If legal action is commenced in connection herewith, the prevailing party will be entitled to recover its associated costs and expenses (including attorneys' fees) from the non-prevailing party). To the maximum extent permitted under applicable law, you grant to ZEG a lien on all real and personal property: (a) placed in or on; and/or (b) improved with, any Rented Item(s). We may, without notice or liability to you, monitor and/or inspect, in person and/or electronically (including via Telematics/GPS systems) any Rented Item(s) at any time. You consent thereto and agree that all information thereby obtained will be ZEG's property. If any performance required of us is delayed, impaired or made more costly as a result of any act or omission of/by you, any Other Provider(s) or any "Act of God" event of *force majeure* (including fire, flood, storm, earthquake, slide, subsidence, war, riot, terrorism, power surge or outage, epidemic, pandemic and governmental and regulatory actions) or other facts or circumstances beyond our reasonable control, we will be excused from such performance. All amounts due hereunder but not timely paid will bear interest at 18% per annum. Our maximum liability in connection with this Contract is limited to the amount(s) actually paid by you and received by us hereunder for the Item(s) identified on P.1. Neither our exercise, nor our failure or delay in the exercise, of any rights or remedies available in connection herewith will constitute an election of remedies or a waiver of any of our rights or remedies. Time is of the essence. There are no third-party beneficiaries hereto other than the applicable Indemnitees. The terms of this Contract are severable. If any provision (i) hereof is deemed invalid or unenforceable by any court or arbitrator of competent jurisdiction, such provision will be deleted, and the remainder (i) hereof will remain valid and enforceable. This Contract represents (s) the entire agreement between you and ZEG, superseding all other agreements and representations, and cannot be amended or extended except in a writing signed by you and ZEG. These Terms and Conditions apply to all Item(s) identified on P.1, and to **all other items** you obtain from us at any time (except only as we may otherwise agree). This Contract: (i) is a true operating lease, and not a disguised financing; (ii) is fair and reasonable; and (iii) shall bind and be enforceable by you, ZEG, the other Indemnitees and their respective insurers, subrogees, successors and permitted sublessees and assigns. You agree to take such actions and execute and deliver such documents and instruments as may be necessary to give full effect to this Agreement upon our request. Digital, electronic, photocopied and facsimiled signatures and initials appearing hereon will be deemed originals.

LESSEE ACKNOWLEDGES THAT A LARGE-PRINT VERSION OF THESE TERMS AND CONDITIONS HAS BEEN MADE AVAILABLE TO LESSEE

Copyright ©, EquipmentRentalContracts.com. (866) 582-2586. All rights reserved. Unauthorized reproduction and/or distribution expressly prohibited.





# ORANGE COAST PETROLEUM EQUIPMENT, INC.

SC Fuels  
David Nicks  
[NicksD@SCFuels.com](mailto:NicksD@SCFuels.com)

Date: October 4, 2023  
Quote #: VT024DFH23  
Job Name: 15K3C - Dsl / Dsl / Gas  
Phelan Pinon Hills  
Community Service District

Dear Dave:

Per your recent inquiry, I am pleased to quote as follows:

### Equipment Summary:

• Vaulted Fuel Tank	\$113,175.00	Extended Net Price
• Freight & Off-Loading	\$15,310.00	Extended Net Price
• Tank Anchors & Warning Signs	\$3,260.00	Extended Net Price
• Fill, Vent, & Gauge Equipment	\$28,870.00	Extended Net Price
• Dispensing Equipment	\$37,140.00	Extended Net Price
• Vapor Processor	\$30,265.00	Extended Net Price
• Fuel Management System	\$11,430.00	Extended Net Price
• Electronic Inventory System	\$8,625.00	Extended Net Price
• Concrete Work & Crash Poles	\$165,000.00	Extended Net Price
• Equipment Install & Plumbing	\$21,435.00	Extended Net Price
• Electrical Work & System Start-Up	\$32,500.00	Extended Net Price
• Permitting Services	\$16,750.00	Extended Net Price

### Pricing Summary:

Tank and Equipment	\$232,765.00
9.5% Sales Tax	\$22,112.68
Freight & Off-Loading	\$15,310.00
Trade Services	\$235,685.00
<b>Project Grand Total</b>	<b>\$505,872.68</b>

### Notes / Exclusions:

- This quotation is based upon information received by us at the time of quotation.
- **Equipment breakdown and details are included on the following pages.**
- **No spill kits, fire extinguishers, or other accessories included.**
- **No home run electrical or communications work included.**
- **Fire, local, state, and/or federal permit fees are extra and will be billed at cost plus 15%.**
- **Orange Coast Petroleum Equipment is not responsible for additional equipment or canopies that may be required by governing agencies.**
- Prices are good for 30 days and payment terms are based on credit approval.
- Orange Coast Petroleum Equipment reserves the right to change / amend pricing as necessary upon receipt of full specification or drawings required before acceptance of a purchase order.

If I can be of any additional assistance, please call me at (714) 744-4049 or fax at (714) 744-0638.

Sincerely,

David F. Hoferer



## Quote Details / Product Description

### High Profile Vault Tank:

1      **15000 Gallon**      **Rectangular Hoover Vault Tank**  
**45 ft 08 in**      **Length X**      **07 ft 11 in**      **Width X**      **07 ft 01 in**      **Height**  
**Weight: 60900 lb**

We Include:

- 30 Year Warranty
- \$ 2 Million Product Liability Insurance
- UL 2085 Listing for Insulated, Protected, Secondary Containment Tanks
- Factory Pre-poured Lightweight Concrete, 2 Hour Fire Rated
- 2 - Single Bulkhead Split Width-Wise 5,000 Gal / 5,000 Gal / 5,000 Gal
- 3 - 4" and 5 - 2" NPT Fittings plus Emergency Vent Openings per Compartment
- 1 - 4" Submersible Pump Fitting in Each Compartment
- 1 - 18" Access Manway in Each Compartment
- Support Feet with Lateral Restraints for Seismic Zones
- Macropoxy Base Coat with White Polyurethane Top Coat
- 1 - 8" Emergency Vent for Each Primary Tank - Phase I EVR Approved
- 1 - 10" Emergency Vent for Secondary Containment

**Unit Net Price: \$113,175.00**

**Extended Net Price: \$113,175.00**

### Freight & Off-Loading:

1      **Freight from factory to Pinon Hills, CA**

**Unit Net Price: \$5,360.00**

**Extended Net Price: \$5,360.00**

1      **Crane and Crew On-Site to Off-Load and Set Tank**

**Unit Net Price: \$9,950.00**

**Extended Net Price: \$9,950.00**

### Anchoring Hardware:

1      **Anchoring Hardware Set**

- Specified Anchor Bolts, Washers, and Nuts

**Unit Net Price: \$2,150.00**

**Extended Net Price: \$2,150.00**

### Tank Signage:

2      **Safety & Warning Signs - Diesel**

- (3) Aluminum "Diesel Combustible No Smoking" Signs
- (3) Aluminum NFPA 704 Signs Marked for Diesel
- (1) Aluminum "In Case of Spill or Release..." Sign
- (2) Vinyl "Diesel" Decal
- (1) Fill Instructions and Tank Calibration / Strapping Chart

**Unit Net Price: \$365.00**

**Extended Net Price: \$730.00**

## Quote Details / Product Description

### Tank Signage (continued...):

#### 1 Safety & Warning Signs - Gasoline

- (3) Aluminum "Gasoline Flammable No Smoking" Signs
- (3) Aluminum NFPA 704 Signs Marked for Gasoline
- (1) Aluminum "In Case of Spill or Release..." Sign
- (2) Vinyl "Gasoline" Decal
- (1) Vinyl "Static Warning" Decal
- (1) Vinyl "Nozzle Operation" Decal
- (1) Fill Instructions and Tank Calibration / Strapping Chart

**Unit Net Price: \$380.00**  
**Extended Net Price: \$380.00**

### Fill System:

#### 2 Ground Level Fill Package - Diesel - 3"

- Ground Level Bottom Fill Containment Box (includes valves and hand pump)
- Ground Level Fill Piping to Box (for product)
- 3" Fill Limiter Valve and Aluminum Drop Tube

**Unit Net Price: \$6,815.00**  
**Extended Net Price: \$13,630.00**

#### 1 Ground Level Fill Package - Gasoline - Phase I EVR Approved

- Ground Level Bottom Fill Containment Box (includes valves and hand pump)
- Ground Level Fill Piping to Box (for product)
- 3" Fill Limiter Valve and Aluminum Drop Tube
- Ground Level Fill Piping (for vapor - includes cap and adapter)

**Unit Net Price: \$9,500.00**  
**Extended Net Price: \$9,500.00**

### Venting System:

#### 1 Venting Package - Diesel

- 2" Pressure Vacuum Vent with Riser Pipe

**Unit Net Price: \$265.00**  
**Extended Net Price: \$265.00**

#### 1 Venting Package - Gasoline - Standing Loss & EVR Approved

- 2" Pressure Vacuum Vent with Riser Pipe

**Unit Net Price: \$725.00**  
**Extended Net Price: \$725.00**

## Quote Details / Product Description

### Gauging System:

**1 Gauging Package with High Level Alarm - EVR Approved**

- 3 Clock Level Gauge For Use With High Level Alarm
- 1 Annular Space Float Sensor with Cable
- 2 Single Channel Alarm Box with Beacon
- 1 Dual Channel Alarm Box with Beacon

**Unit Net Price: \$4,750.00**  
**Extended Net Price: \$4,750.00**

### Dispensing System:

**2 Diesel Equipment Package - Side Mounted**

- 3/4 hp Submersible Pump with Control Box
- UL Listed Flexible Hose From Pump to Dispenser
- Dispenser for Above Pump - Wayne Select S-1 w/ Pulse Output
- Side Mount Bracket for Above Dispenser
- 1" Fuel Filter Adapter and 30 Micron Filter
- High Hose Retractor with Mounting Base and Clamp
- 1" X 18' Diesel Hose and Safety Breakaway
- 1" Whip Hose, Swivel and Automatic Nozzle

**Unit Net Price: \$11,870.00**  
**Extended Net Price: \$23,740.00**

**1 Gasoline Equipment Package - Side Mounted - Phase II Vapor Recovery**

- 3/4 hp Submersible Pump with Control Box
- 2" X 3/4" Reducing Elbow with Nipple and Vapor Splitter
- UL Listed Flexible Hose From Pump to Dispenser
- Dispenser for Above Pump - Wayne Select S-1 w/ Pulse Output
- Side Mount Bracket for Above Dispenser
- 1" Fuel Filter Adapter and 10 Micron Filter
- UL Listed Flexible Hose From Dispenser to Vapor Splitter
- 4' Coaxial Whip Hose and Safety Breakaway
- High Hose Retractor with Mounting Base and Clamp
- 8' Coaxial Venturi Hose and Automatic Nozzle

**Unit Net Price: \$13,400.00**  
**Extended Net Price: \$13,400.00**

### Vapor Processor System:

**1 HIRT Vapor Processor (For Gasoline System)**

- 1 Ball Float Vent Valve and Extractor Cross Cage Fitting
- 1 Hirt Vapor Processor, Mounting Bracket, and Check Valve
- 1 Processor Plumbing From Tank to Burner with Plumbing Supports

**Unit Net Price: \$30,265.00**  
**Extended Net Price: \$30,265.00**

## Quote Details / Product Description

**PV200 System:**

**1 OPW PV200 Pro Package**

Qty	Description
1	PV-PRO Fuel Island Terminal
1	40" Tall Pedestal Assembly
1	Pump Control Pedestal Mounting Bracket
1	Pump Control Module - 2 Hose Master
1	Pump Control Module - 2 Hose Client
1	Fuel Site Controller
1	DX Fleet Initial Site Set-Up Fee
1	DX Fleet Annual Software Subscription
	- DFS Edge Hardware
	- FSC3000 DX Fleet Software Flag

**Unit Net Price: \$11,430.00**  
**Extended Net Price: \$11,430.00**

**Inventory Monitoring System:**

**1 LX Plus Monitoring System**

Qty	Description
1	LX Plus ATG Console w/ Static Leak Detection
1	V-Smart Module w/ Petronet Interface
1	V-Smart Module Barrier - 12 Volt
1	External Report Printer with Wall Mounting Bracket
1	External Alarm w/ Light, Buzzer & Silence Switch
2	Probe Riser Cap and Collar Kit
1	Probe Mounting Cap and Adapter - EVR
3	Inventory Probe for 6' 5" Tank
2	Product Float Kit - Diesel
1	Product Float Kit - Gasoline
1	Mounting Cap for Annular Sensor
1	Annular Space Leak Detector

**Unit Net Price: \$8,625.00**  
**Extended Net Price: \$8,625.00**

## Quote Details / Product Description

### Concrete Work & Crash Poles:

#### 1 Utility Trenching, Concrete Tank Pad, Crash Poles, and Fueling Lane Installation

- Layout and Excavate 100' L X 1' W X 2' D Utility Trench to, and Inside, Tank Pad
- After Underground Conduit Inspection Backfill and Re-Compact Trench
- Form New Tank Pad and Containment Curb with Shear Key  
*52' 0" L X 14' 0" W X 1' 0" T with 6" W X 8" H Perimeter Curb and  
"I" Shaped Shear Key 2' 0" W X 3' 4" D*
- Install Reinforcing Rebar to Meet Structural Requirements
- Place Concrete Per Tank Manufacturers Specifications
- Place Drain Fitting In Containment Curb
- Lay Out (38) 6" Diameter Crash Poles to Protect Four Sides of the Tank & ESO
- Core Holes and Place Poles with Concrete Footings
- Fill Poles with Concrete and Paint Safety Yellow
- Form New Fueling Area (*52' 0" L X 18' 0" W X 0' 8" T*)
- Install Reinforcing Rebar to Meet Traffic Requirements
- Place Concrete Per Standard Industry Practice
- Haul Away All Construction Generated Debris

**Unit Net Price: \$165,000.00**

**Extended Net Price: \$165,000.00**

### Equipment Installation and Plumbing Services:

#### 1 ICC and Manufacturer Certified Equipment Installation and Plumbing Services

- Perform Pre-Installation Pressure Test on Tank's Primary
- Anchor Tank and Hang Product Safety & Warning Signs
- Size and Mount Quoted Tank Trim and Dispensing Equipment
- Run Necessary Product Plumbing and Make Necessary Connections
- Mount Vapor Processor, Set Pipe Supports and Run Plumbing
- ICC and Factory Certified Crew to Perform System Installation

**Unit Net Price: \$21,435.00**

**Extended Net Price: \$21,435.00**

# Quote Details / Product Description

## Electrical Work:

### 1 Electrical Connections and System Start-Up

#### *\* Customer to Supply Home Run Power and Communications at Emergency Shut-Off*

- Mount Site Controller and Monitor Console in Building By Customer Supplied Power and Two Network Drops with Static IP Addresses
- Supply and Mount Emergency Shut-Off Switch By Customer Supplied Power
- Supply and Mount ESO and Turbine Relays by Power Source
- Mount High Level Alarm / Acknowledgement Switch by ESO Switch
- Extend Three Rigid Vapor Sealed Conduits to the Tank Area Location Through Utility Trench Provided by the Concrete Installation Company
- Mount Tank Probe and Leak Sensor in Tank
- Interconnect Conduit Stub-Up to FMS, Pedestal, One Dispenser, One Pump, Three Inventory Level Probes, One Leak Sensor, and Three High Level Alarms
- Configure, Start-Up, and Test System Operation and Communication
- Assist Customer's IT Department in Configuring Edge Box
- Train System Users on Programming, Operation, and Reporting
- Extend Tank Pad Conduit Stub-Ups Probes and Sensor
- Pull Control and Communications Cable Through Provided and New Conduit
- Make All Necessary Power and Control Connections at Tank & ESO
- Start-Up and Test System Operation and Functionality

**Unit Net Price: \$32,500.00**

**Extended Net Price: \$32,500.00**

## Permitting Services:

### 1 Fire and City/County Permitting Services

- Plan Development and Submittal
- Application Completion and Submittal
  - \* Fees By Others
  - \*\* Includes One Structural Stamp
  - \*\*\* Does Not Includes Architect Stamp
  - \*\*\* Does Not Include Conditional Use Permits

**Unit Net Price: \$12,500.00**

**Extended Net Price: \$12,500.00**

### 1 MDAQMD Permitting, Fees, and Tests

- Plan Development and Submittal
- Application Completion and Submittal
- All Necessary Tests

**Unit Net Price: \$4,250.00**

**Extended Net Price: \$4,250.00**

The E6000 is \$33,000 for the tank with the educational discount.

Please let me know if you have any questions.

Thank you!

Andy

**Andy Foor**

Business Development Manager - West

**Tel:** 916.980.8017

**Cell:** 916.205.3450

**Web:** [western-global.com](http://western-global.com)

The advertisement consists of a red background on the left with white text. The text reads "BUY NOW PAY LATER" in large, bold letters, followed by "Easy fuel tank financing" in a smaller font. Below this is the Western Global Finance logo, which includes a stylized cube icon. To the right of the text is a photograph of a white, rectangular fuel tank with a red diamond-shaped hazard label on its side. The label contains the number "1993". A red button with the text "LEARN MORE" is positioned at the bottom right of the advertisement.

Hi Sean,

Wanted to follow up the voicemail with my contact information and spec on the E6000 tank system that sounds like the bit fit from what you described below.

We do not lease the tank, only manufacture and sell.

There's a 3<sup>rd</sup> party that does rent/lease our equipment [On-Demand Rentals](#)

Please let me know if you have any questions, thanks!

Andy

**Andy Foor**

Business Development Manager - West

**Tel:** 916.980.8017

**Cell:** 916.205.3450

**Web:** [western-global.com](http://western-global.com)

This advertisement is identical to the one above, featuring a red background with white text: "BUY NOW PAY LATER", "Easy fuel tank financing", and the Western Global Finance logo. It also includes a photograph of a white fuel tank with a red hazard label and a "LEARN MORE" button.



# Agenda Item 6b

Discussion & Possible Action to Approve  
SCE Invoices in the Amount of \$59,995.43  
for the Civic Center/Phelan Park Expansion  
Project



## MEMORANDUM

**DATE:** November 1, 2023

**TO:** Board of Directors

**FROM:** Don Bartz, General Manager  
By: George Cardenas, Engineering Manager

**SUBJECT:** Discussion & Possible Action to Approve SCE Invoices in the Amount of \$59,995.43 for the Civic Center/Phelan Park Expansion Project

---

### STAFF RECOMMENDATION

For the Board to approve SCE combined invoices of \$59,955.43 to remove and relocate Edison's portion of electrical utility work with meter and service change for the Civic Center / Phelan Park Expansion Project.

### BACKGROUND

The utility plan for the Civic Center Project includes portions of the on-site utilities for the future Phelan Park Expansion. Proposed is the removal of approximately 360' of overhead electrical line and two power poles on Sahara Road and replacement with underground conduit. This is currently serving the District office.

The District will be responsible for installing all underground conduit, structures, and the meter panel prior to scheduling Edison to pull cables, install equipment, and remove any associated electrical overhead facilities. This work will be included in the RFP for the Civic Center Project.

Labor, material, other, and taxes:	\$58,482.43
Meter and service change:	\$1,473.00
<b>TOTAL:</b>	<b>\$59,955.43</b>

**FISCAL IMPACT:** \$59,955.43

**ATTACHMENTS:** Edison Invoices and Exhibit "A"



An EDISON INTERNATIONAL® Company

Southern California Edison Company

12353 HESPERIA ROAD  
VICTORVILLE CA 92392

PHELAN/PINON HILLS CSD  
4176 WARBLER RD  
PHELAN CA 92371

<b>Document #</b>	7590513349
<b>Invoice Date:</b>	08/29/2023
<b>SCE Contact:</b>	Scott E Stephenson
<b>Telephone:</b>	(760)-900-4480
<b>Install - Billing Option:</b>	SCE INSTALL -

Description	Amount		
Service Request Number: 3380930 Project:  9535 SHEEP CREEK RD PHELAN CA 92371 <table style="width: 100%; border: none;"> <tr> <td style="text-align: center;"><b>Invoice #</b></td> <td style="text-align: center;">518209</td> </tr> </table>	<b>Invoice #</b>	518209	
<b>Invoice #</b>	518209		
Item # 547677 Product: 2035215 - METER & SERVICE CHANGE Design #: 1548261	\$1,473.00		
Previous Payment <b>COMMENTS:</b> * Enclosed are two copies of your invoice. Please return one copy of the invoice with your payment to Accounts Receivable in the enclosed return-addressed envelope. The other copy of the invoice is for your records. * ALL PRICES ARE APPLICABLE FOR A PERIOD OF 90 DAYS FROM THIS DATE AND ARE SUBJECT TO CHANGE THEREAFTER. * All payments must be delivered by mail, an alternate postal method, or one of our electronic payment options. Walk-in payments are no longer accepted at any SCE location, including Accounts Receivable. * Call the Edison company at 1-800-655-4555 to make application for electrical service. * An Edison Inspector must approve all underground systems. Please call your designated inspector 48 hours prior to construction to schedule an inspection. * Final electrical inspection from the local governmental building and safety department must be received before we can energize your service. * By paying this invoice, customer acknowledges and agrees that if this project is canceled by customer for any reason or customer does not proceed with the project completion. * Any expense incurred by SCE, including, but not limited to, expenses related to engineering, inspection and construction, prior to the project cancellation or completion will be deducted from any applicable refund due to the customer. * To ensure worker and public safety, please maintain the appropriate clearance distance from utility infrastructure during your construction project to avoid encroachments that may result in serious injury or damage. * If relocation of existing utility infrastructure is pending, please adjust your work around the proposed relocation schedule as appropriate. If you have any questions, please contact the designated SCE representative assigned to your project.	\$0.00		

TOTAL PROJECT INVOICE AMOUNT:

\$ 1,473.00



An EDISON INTERNATIONAL® Company  
Southern California Edison Company

12353 HESPERIA ROAD  
VICTORVILLE CA 92392

PHELAN/PINON HILLS CSD  
4176 WARBLER RD  
PHELAN CA 92371

<b>Document #</b>	7590513349
-------------------	------------

<b>Invoice Date:</b>	08/29/2023
----------------------	------------

<b>SCE Contact:</b>	Scott E Stephenson
---------------------	--------------------

<b>Telephone:</b>	(760)-900-4480
-------------------	----------------

<b>Install - Billing Option:</b>	SCE INSTALL -
----------------------------------	---------------

Description	Amount
Service Request Number: 3380930 Project:  9535 SHEEP CREEK RD PHELAN CA 92371	
<b>Invoice #</b> 518209	

**ADDITIONAL PAYMENT INSTRUCTIONS:**

**If paying by check, please follow instructions on payment stub**

**Instructions for wire or ACH payments:**

JP Morgan Chase Bank  
New York, NY  
ABA#: 021000021 - Acct#: 323-394434  
SCE Taxpayer ID No. 95-1240335  
SCE Contact: Scott E Stephenson  
Document #: 7590513349

**\*\*\* Failure to properly identify your document number and SCE contact may delay the application of funds and initiation of your project**

**Special Instructions for overnight delivery methods:**

Southern California Edison  
Attn: Accounts Receivable  
8631 Rush Street G-53  
Rosemead, CA 91770

Please detach and return payment stub with payment

**Payment Stub**

Please pay total amount now due:



\$ 1,473.00

**Document #** 7590513349

PHELAN/PINON HILLS CSD  
4176 WARBLER RD  
PHELAN CA 92371

Thank you for paying promptly  
Make check payable to Southern California Edison

ATTN: Accounts Receivable  
PO Box 800  
Rosemead, CA 91771-001



An EDISON INTERNATIONAL® Company  
Southern California Edison Company

4176 WARBLER RD  
PHELAN CA 92371

Document #	7590513502
Invoice Term:	90 Days
Customer Name:	PHELAN/PINON HILLS CSD
Customer Email:	AROMERO@PPHCSD.ORG
Invoice Date:	08/29/2023
SCE Contact:	Scott E Stephenson
Telephone:	(760)-900-4480
Install - Billing Option:	
District Address:	12353 HESPERIA ROAD VICTORVILLE CA 92392

Description		Amount
Service Request Number	3380930	Project Location: 9535 SHEEP CREEK RD PHELAN CA 92371
Project Description	Invoice #	518207
Design #:	1548261	Design Description
Product #:	2152637	RELOCATE FACILITIES
<b>LABOR:</b> This amount represents the total SCE labor required to complete the work request. In most cases, this labor amount will consist of construction labor and any additional labor required for completing the work request. The construction labor amount will typically consist of installation and service labor required for the work request. The additional labor amount will typically consist of labor for inspection, cable and equipment make-up, dead ending, traffic control, grounding, supervision, and switching. All applicable labor related overheads for items such as the design, engineering, and project management are also included in the total SCE labor amount.		\$23,177.89
<b>MATERIAL:</b> This amount represents the total SCE material required to complete the work request. In most cases, this material amount will consist of construction material and any additional material required for completing the work request. The construction material will typically consist of installation and service material such as transformers, cable, conductor, poles, meters, riser, switches, fusing equipment, handholes, and cross-arms. All applicable material related overheads are also included		\$21,826.66
<b>OTHER:</b> This amount represents the total SCE other costs required to complete the work request. In most cases, this other amount will consist of all additional requirements needed for completing the work request. This other amount typically consists of items such as Added Facilities one time charges, contractor work, rights check, and permits.		\$2,938.54
<b>TOTAL LABOR, MATERIAL, OTHER:</b>		\$47,943.09
<b>CREDITS:</b> This amount represents the total SCE credits required to complete the work request. In most cases, this credit amount will consist of: Salvage Credit      Depreciation Credit      JPA Credit      Overhead Equivalent Credit		\$0.00
<b>TOTAL CREDITS:</b>		\$0.00
<b>NET CONSTRUCTION BILLING / RELOCATION ADVANCE:</b>		\$47,943.09
<b>TAX:</b>	1. ITCC on Applicant Furnished	Tax Base (Taxable Amount): \$3,814.20 Tax Rate: 24.00% Tax Amount: \$915.41
	2. ITCC on Net Construction (Less Non Taxable Amount)	Tax Base (Taxable Amount): \$40,099.71 Tax Rate: 24.00% Tax Amount: \$9,623.93
<b>TOTAL TAX:</b>		\$10,539.34
<b>DEPOSITS:</b>		
	Preliminary Design & Engineering Advance	\$0.00
	Previous Payment	\$0.00
<b>TOTAL DEPOSITS:</b>		\$0.00
<b>COMMENTS:</b>		
<p>* Enclosed are two copies of your invoice. Please return one copy of the invoice with your payment to Accounts Receivable in the enclosed return-addressed envelope. The other copy of the invoice is for your records.</p> <p>* ALL PRICES ARE APPLICABLE FOR A PERIOD OF 90 DAYS FROM THIS DATE AND ARE SUBJECT TO CHANGE THEREAFTER.</p> <p>* All payments must be delivered by mail, an alternate postal method, or one of our electronic payment options. Walk-in payments are no longer accepted at any SCE location, including Accounts Receivable.</p> <p>* Please complete all applications and/or contracts and return to your planning office, using the enclosed return-addressed envelope.</p> <p>* If a street light work order is associated with this project, contracts for that project will be enclosed.</p>		
<b>TOTAL PROJECT INVOICE AMOUNT:</b>		\$ 58,482.43



An EDISON INTERNATIONAL® Company  
Southern California Edison Company

4176 WARBLER RD  
PHELAN CA 92371

Document #	7590513502
Invoice Term:	90 Days
Customer Name:	PHELAN/PINON HILLS CSD
Customer Email:	AROMERO@PPHCSD.ORG
Invoice Date:	08/29/2023
SCE Contact:	Scott E Stephenson
Telephone:	(760)-900-4480
Install - Billing Option:	
District Address:	12353 HESPERIA ROAD VICTORVILLE CA 92392

**COMMENTS CONTINUED:**

- \* Easement documents will be mailed directly to you from our Right of Way department. Please complete and return them as soon as possible, as we will not be able to proceed with the project without clearance
- \* Call the Edison company at 1-800-655-4555 to make application for electrical service.
- \* An Edison Inspector must approve all underground systems. Please call your designated inspector 48 hours prior to construction to schedule an inspection.
- \* Final electrical inspection from the local governmental building and safety department must be received before we can energize your service.
- \* By paying this invoice, customer acknowledges and agrees that if this project is canceled by customer for any reason or customer does not proceed with the project completion.
- \* Any expense incurred by SCE, including, but not limited to, expenses related to engineering, inspection and construction, prior to the project cancellation or completion will be deducted from any applicable refund due to the customer.
- \* To ensure worker and public safety, please maintain the appropriate clearance distance from utility infrastructure during your construction project to avoid encroachments that may result in serious injury or damage.
- \* If relocation of existing utility infrastructure is pending, please adjust your work around the proposed relocation schedule as appropriate. If you have any questions, please contact the designated SCE representative assigned to your project.

**ADDITIONAL PAYMENT INSTRUCTIONS:**

**If paying by check, please follow instructions on payment stub**

**Instructions for wire or ACH payments:**

JP Morgan Chase Bank  
New York, NY  
ABA#: 021000021 - Acct#: 323-394434  
SCE Taxpayer ID No. 95-1240335  
SCE Contact: Scott E Stephenson  
Document #: 7590513502

**\*\*\* Failure to properly identify your document number and SCE contact may delay the application of funds and initiation of your project**

**Special Instructions for overnight delivery methods:**

Southern California Edison  
Attn: Accounts Receivable  
8631 Rush Street G-53  
Rosemead, CA 91770

Please detach and return payment stub with payment

**Payment Stub**

Please pay total amount now due:




**\$58,482.43**

Document # 7590513502  
PHELAN/PINON HILLS CSD  
4176 WARBLER RD  
PHELAN CA 92371

Thank you for paying promptly  
Make check payable to Southern California Edison  
ATTN: Accounts Receivable  
PO Box 800  
Rosemead, CA 91771-001





**PHELAN PINON HILLS  
COMMUNITY SERVICES DISTRICT  
ELECTRICAL REMOVAL AND RELOCATION  
SAHARA ROAD  
EXHIBIT "A"**



# Agenda Item 6c

Update on the Proposed Civic Center & Phelan Park Expansion Projects



A. 4176 Warbler Road  
P.O. Box 294049  
Phelan, CA 92329  
P. (760) 868-1212  
F. (760) 868-2323  
W. [www.pphcsd.org](http://www.pphcsd.org)

## MEMORANDUM

**DATE:** November 1, 2023  
**TO:** Board of Directors  
**FROM:** Don Bartz, General Manager  
By: Kim Sevy, HR & Solid Waste Manager/District Clerk  
**SUBJECT:** Update on the Proposed Civic Center & Phelan Park Expansion Project

---

### STAFF RECOMMENDATION

None

### BACKGROUND

Staff will update the Board on the Proposed Civic Center and Phelan Park Expansion Project.

### FISCAL IMPACT

None

### ATTACHMENT(S)

None



# Agenda Item 7

Committee Reports/Comments

# Agenda Item 8

Staff & General Manager's Report



## Water Operations Manager's Report September 2023

### Introduction

The Phelan Piñon Hills Community Services District (District) maintains a large water distribution system that includes over three hundred & forty miles of water lines. The following are District statistics and information related to the operations of this distribution system and the quality of the water supplied to District customers.

### Summary

The District's water distribution system is in compliance with the State Water Resources Control Board- Division of Drinking Water, The Environmental Protection Agency, the Safe Drinking Water Act, Cal OSHA, and all other governing agencies.

Current chlorine demand has remained low and steady due to routine maintenance and flushing. Chlorine demand is found by subtracting the chlorine residual from the total chlorine added to the water system. A low chlorine demand indicates water-free or nearly free of pathogenic microorganisms.

### Water Quality Samples

The following is a summary of all water quality samples collected this month and any pertinent information related to said samples.

TEST TYPE	NO. OF COLLECTIONS THIS MONTH	TESTING SCHEDULE	NOTES
Raw water and Bac-t samples	53 samples	Monthly	All in compliance, Sampled Weekly
General physical samples	6 samples	Monthly	All in compliance, Sampled Weekly
TTHM/HAA5	4 samples sets	Quarterly	All in compliance.
Title 22	0 sample sets	TBD	All in Compliance.
Inorganics	0 samples	Yearly	All in compliance.
Radiological (Gross Alpha)	0 samples	Every 3 Years	All in compliance.
Trichloropropane 1,2,3-TCP	0 samples	Quarterly	All in compliance.
Regulated VOC	2 samples	As needed	All in compliance.
Nitrate as N	8 samples	As needed	All in Compliance.
Chromium 6	14 samples	Quarterly	All in Compliance.
Secondary GP'S	1 samples	As needed	All in Compliance.
Uranium	0 samples	As needed	All in Compliance

## Production and Service Order Report

The following is a summary of the District's water production and service orders for the current month.

<b>Total Monthly Production</b>	234.83 A. F. 12 % less than 2022
<b>2022 Monthly Production</b>	267.39 A. F.
<b>USA's Marked</b>	502
<b>Service Orders Completed</b>	543 service orders completed
<b>Main/Service Line Leaks</b>	55 service line leaks repaired. 6 Main line leak/ breaks repaired
<b>Hydrant Repairs/Replacements</b>	2 hydrant repaired/0 replaced
<b>Residential Meters Sold</b>	6
<b>Commercial Meters Sold</b>	0
<b>YTD Total Meters Sold (Calendar)</b>	37 (86 in 2022) (95 in 2021)
<b>Construction Meters Out</b>	2
<b>Service Lines Replaced</b>	0

### Job Code Summary

<b>Job Code</b>	<b>Total Completed</b>
C-Lock - Lock	89
C-Read & Unlock-Open - Read & Unlock - Opening	5
C-Read & Unlock-OC-DM - Read & Unlock - Opening-OC-DM	46
D-Closing Read & Lck - Closing Read & Lock DO NOT USE	3
D-Closing Read-OC-DM - Closing Read & Lock-OC-DM DO NOT USE	3
M- Investigate Lock - Verify Meter Still Locked	11
M- Verify Acct Class - Verify Account Class	0
M- Water Audit - Audit Water Usage	6
M-Backflow - Backflow Information	0
M-Cost Estimate Req - Cost Estimate Request	1
M-Data - Data Log	3
M-Bees- Bees	0
M-Investigate Leak - Investigate Leak	0
M-Investigate No Wtr - Investigate No Water	2
M-Lock No N/O Info - Meter Locked No New Owner Info	0
M-Low/No Consumption - Investigate Low/No Consumption	6
M-Meter Leaking - Meter Leaking	0
M-Meter UTL - Buried - Meter UTL - Buried	2
M-Pressure Ck Hi-Low - Pressure Check Hi-Low	1
M-R/R Angle Stop - Repair/ Replace Angle Stop	2
M-R/R Gate Valve - Repair/ Replace Gate Valve	2
M-Read - Read (do not update Read)	1
M-Repair Svc Line - Repair Service Line	55
M-Repair/Install Box - Meter Box	4
M-Replace Serv Line - Replace Service Line	0

M-Stake Meter Loc - Stake Meter Location	2
M-Status - Status	13
M-Turn off-Cust Req - Turn off - Customer Request	6
M-UNLOCK – UNLOCK	24
M-Verify Leak Repair - Verify Leak Repaired	1
M-Water Loss Leak - Door Hanger Water Loss Leak	3
M-Water Quality Taste - Water Quality - Taste	0
S- Replace Register - Register Not Sending Signal	192
S- Meter Downsize - Meter Downsizing	0
Service Change - Service Status Change	13
S-Replace Mtr & Reg - Replace Entire Meter Max Life Usage	0
S-Replace Reg Hotrod - Replace Register Hotrod Died	0
S-Replace Register - Replace Register Mueller	0
S-Replace Mtr- Replace Entire Meter Bottom Seal Leaking	0
Grand Totals	543

### **Summary of Current Projects**

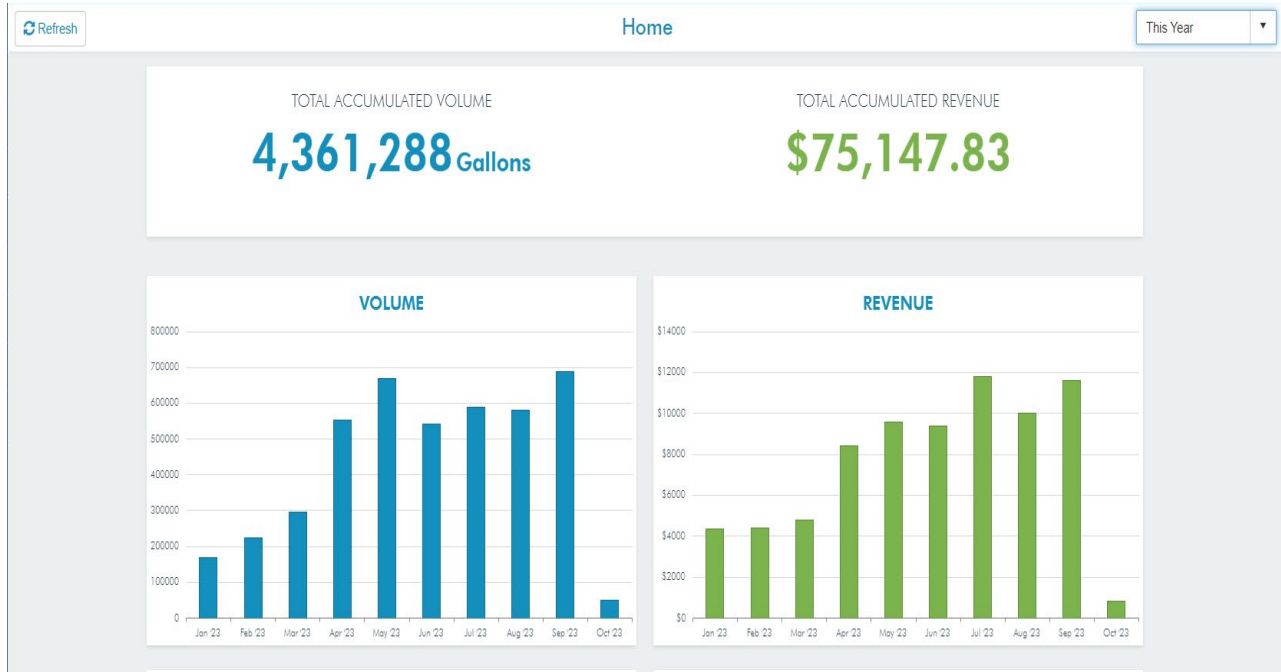
The following is a brief summary of all current and completed projects for the reported period

- Well Soundings at all wells are being done monthly
- Well 14 Production for September 0.30 AF, YTD 7.19 AF @ \$1055 per AF replacement C/Y 2023
- Valves and Hydrants Maintenance: 2 hydrants flushed and painted YTD Total-70
- Service line replacement program. 24 Replaced Calendar Year to Date, 11 Replaced Fiscal Year to Date
- Air-Vac maintenance & flushing program-0 Flushed & Maintenance YTD-0 of 336 Total Project 0% Complete
- Cla-Val automatic controls valves being systematically rebuilt as a water conservation measure- 24 Complete YTD Water savings from this project is 17 GPM and counting in conjunction with operational efficiency @ 7MG
- Water Meter Replacement Project- 5835 of 7204 Replaced – 81 % Complete
- Tank 1C-2 Interior coating sand, blast, re-coat- 100% Complete
- Outfitting & Equipping of Mountain well (Well 17)- 98% Complete
- Well 15 Outfitting, and Equipping - 75% Complete

### **Projects Completed**

- Booster 3A-B Suction can hole repair- 100% Complete
- Well Meter and inter-tie Meter annual accuracy program FY 22/23- 100 % Complete
- Electrical Efficiency test performed @ every booster and well within the District- 100% Complete with summaries of notable replacements attached
- Oil Changes and greasing at all district wells 100% Complete Boosters 100 % Complete
- 0 Valves Turned this month as part of the district Valve Exercising Program, 41 Year to Date Turned of 4291
- 168 Dead ends flushed of 317 = every year no matter what < No goal, this is mandatory
- 1936 hydrants = 50 flushed this Year to Date 162 Painted Goal is 968 annually, this is done Bi-Annual
- Tank washouts of 10&11, 3B,2A-1,4B,3A,2A,4A,5A,1A-2,8A Complete


- The Fill Station Stats For Year to Date 2023



- Well 15 Progression









## Parks, Recreation & Street Lighting Report September 2023

### Introduction

The District Parks and Recreation Department operates and maintains community centers, senior centers, parks and streetlights. The District currently has two community centers, one located in Phelan and another in Pinon Hills. Adjacent to each of the centers are two parks that have playgrounds, basketball courts and shaded picnic tables. Parks and recreation are a vital component to any community. It not only adds beauty, but provides safe areas for activities of individuals, families, and groups. The parks are available for use from morning until dusk. The community centers are utilized for a wide range of activities and are available to the community for a small fee. The District currently offers several events and activities, and continues to work on various recreation ideas and continues to partner with local civic groups creating programs that are beneficial to the community at large.

The Parks and Recreation Department realizes the importance of long-range planning to preserve and protect our valuable assets and to allow for efficient use of resources for future growth. The efficient use of resources will allow the District to acquire, develop, operate, and maintain a park and recreation system which enriches the quality of life for residents and visitors alike, and preserves it for future generations. The District continues to develop a sustainable park system that will be supported by decisions that provide services at a sustainable rate, such as providing infrastructure that can be reasonably maintained while setting realistic targets on programs and services.

The District currently owns four vacant parcels for future parks and recreation facilities, a 55 acre parcel on Johnson Road, an 80 acre parcel on Sheep Creek Road, a 25 acre parcel on Chateau Road and a 4 acre parcel on Warbler Road that includes an adjacent 10 acre parcel off of Sahara Road.

The streetlights primarily service the business district of Phelan. There are also lights at strategic intersections to help in providing safety to the community. Expansion of the street lighting to other intersections is considered based upon a safety need, however the District does respect the San Bernardino County “Dark Sky” ordinance and encourages residents to do the same.

### Monthly Activity Report

The following report details the number of community center rentals and activities for the month:

Location	Paid Rental	District Use	Donated Use
Phelan Community Center	5	12	6
Phelan Senior Center	4	0	15
Piñon Hills Community Center	9	0	7
Miscellaneous	0	0	0
Phelan Park	0	0	0



### **Events and Classes**

The following is a brief summary of current parks and recreation events:

- Regular Parks Committee Meeting – November 14, 2023, 4:30 pm at Phelan C.C.
- Farmers Market – Mondays, 2:00 pm – 6:00 pm (summer hours at Phelan C.C.)
- Line Dancing – Every Friday, 9:00 am – 10:30 am at Phelan C.C.
- Senior Activities – Mondays & Thursdays Pinon Hills C.C. and Tuesdays & Fridays, Phelan C.C.
- Community Cleanup/Free Tire Day, Saturday 9/9/2023, 8 am – noon CR&R Service Yard.
- Woman’s Self Defense Class – Saturday 9/30/2023, 3 pm – 5 pm. Phelan C.C.
- Gardening Class – Starting Winter Seedlings, Saturday 9/9/2023. At 10 am.
- Gardening Class – Storing Fruits/Vegetables, Saturday 10/14/2023. At 10 am.
- Learn to Compost – Saturday 10/14/2023 at Phelan Park 11 am – 12 noon.
- (Learn to Garden classes are held at the Teaching Garden, just north of PPHCSD Office)

### **Projects/Activities in Process**

- Parks Budget for 2023/2024 – Board approved, Fiscal year July 1, 2023 – June 30, 2024.
- Phelan Park Expansion Project – Design with phase planning is in process for the District owned parks properties east of Phelan Park – 4.22-acre parcel, APN 3066-261-08, and adjoining 10-acre parcel, APN 3066-251-14.
- Possible funding sources for the Phelan Park expansion project are in process and ongoing.
  - American Rescue Program Act (ARPA) Funds - The county has preliminarily approved \$457,194 in ARPA funds for construction of certain parks elements. The contract was approved by the District’s Board on 3/8/2023 and was submitted to the County and is awaiting Board of Supervisors for ratification, expected 2023.
- Parks Master Plan – Action plan needs are being implemented and are ongoing.

## MANAGEMENT REPORT

**DATE:** October 13, 2023  
**PREPARED BY:** Kim Sevy, HR & Solid Waste Manager  
**SUBJECT:** September 2023 Manager's Report

### SOLID WASTE & RECYCLING

#### Customer Data:

<u>COMMERCIAL ACCOUNTS</u>	<u>NO.</u>	<u>CITATIONS ISSUED</u>	<u>NO.</u>
Trash	93	Commercial	0
Recycling	90	Residential	0
Organics	20		
		<u>PERMITS ACTIVE</u>	<u>NO.</u>
		Self-Haul - Commercial Recycling	3
		Self-Haul - Commercial Organics	0
		Self-Haul - Residential Recycling	N/A
		Self-Haul - Residential Organics	N/A
		SB1383 Exemptions – Commercial	15
<u>SCHOOL ACCOUNTS</u>	<u>NO.</u>	<u>TEMPORARY SERVICE</u>	<u>NO.</u>
Trash	16	Temporary - Trash	55
Recycling	16	Temporary - Recycling	0
Organics	1		
<u>RESIDENTIAL ACCOUNTS</u>	<u>NO.</u>		
Trash	5,480		
Recycling	34		
Organics	N/A		

#### APPLICATIONS – AUGUST 2023

CR&R - Confirming or Modifying	1,176	50.15%
CR&R - Change to Self-Haul	35	1.49%
Current Self-Hauler - Confirming	769	32.79%
Current Self-Hauler - Change to CR&R	107	4.56%
New Resident/Self-Haul	15	0.64%
New Resident/Start CR&R Service	243	10.36 %
<b>TOTAL</b>	<b>2,345</b>	<b>100.00%</b>

TOTAL CR&R        65%

TOTAL Self-Haul    35%

#### Notable Activity:

- Gathering additional SB 1383 exemption forms from applicable commercial customers
- Mailed District customers in August bills
- Annual report submitted to state
- Weekly meetings with CR&R staff
- Food scrap containers are available in the District office
- Planning community outreach events for fall:
  - Kiwanis
  - Farmers Market Booth
  - Phun Day

Recent & Upcoming Events:

- HHW Drop off Event
  - October 14, 2023 – 9am-1pm
  - CR&R Service Yard
- Compost Workshop & tree Giveaway
  - October 14, 2023 – 11am
  - Phelan Park
- Free Tire Disposal Day
  - December 9, 2023 – 8am-noon
  - CR&R Service Yard

**HUMAN RESOURCES**

Statistical Data (for August 2023):

- Full Time Employees: 27
  - Engineering: 3
  - Water (Field): 10.0
  - Parks & Rec: 2
  - Administration: 12
- Part Time Employees: 0
- Temporary Employees: 0
- Open Positions: 0

**MISCELLANEOUS**

Recent District Events:

*(for Park & Rec events, see Park Operations Supervisor’s Report)*

- None

Website Data (for August 2023)

PAGE	Unique Views	Total Views
Main Page	2,135	3,757
My Account	1,678	3,690
Water Department	694	470
Solid Waste & Recycling – Res.	673	345
Services	377	550
Contact Us	234	319
Solid Waste & Recycling - Main	216	311
Events	174	285
Apply for Service	133	241
Meetings	73	221
Sign-Up for Classes	95	198
Employment	125	168
Rates & Fees	95	148
Calendar	78	137
Board of Directors Meeting	58	136
Parks & Recreation – Main	87	129

Projects	61	105
New Connections	62	93
Board Members	54	92
Water Rate Study (page rank 44)	29	19

### Grants

- **SB 1383 Local Compliance Grant**

- Submitted in January 2022. The District was awarded \$20,000. Grant funds have been used to pay for Solid Waste consultant.
- Staff will be submitting for the 2023 program grant in the amount of \$75,000.

- **Community Project Funding Request - 2023**

- Staff submitted a Community Project Funding Request (“Request”) in the amount of \$2 million to help fund a portion of the Civic Center Project which will house the Community/Board Room that also will serve as the area’s Community Emergency Operations Center. The \$2 million request was funded in the FY2023 Omnibus appropriations bill which the Senate and House passed at the end of December. CalOES issued grant documents to the District to complete as they will be administering the funds. Staff has been working with CalOES on FEMA requirements.

- **Community Project Funding Request - 2024**

- Staff submitted a Community Project Funding Request (“Request”) in the amount of \$2,000,000 to help fund a Tank 6A-2. Staff is pleased to report the District’s full Request was selected by the Congressman as one of the 15 projects he submitted to the House Appropriations Committee.
- There is an approximately year-long process before final approval and receipt of funds. The Request must be reviewed and approved by the House Appropriations Committee who will then craft legislation in the form of funding bills which are then consolidated with the Senate Appropriations Committee’s funding bills. The consolidated funding bill is then signed into law by the President and funding is then distributed. After funding is distributed, the District will have approximately 12-24 months to complete the project and is subject to an audit by the Government Accountability Office. During this time, it is possible that funding for such Requests may disappear, however all indications show that funding is likely to continue for now.

- **County American Rescue Program Act (ARPA) Funds**

- Staff worked with consultants and submitted a request to the county. The county approved \$457,194 in ARPA funds for construction of certain parks elements. Staff has been working with Wallace Group on park elements and will be presenting to the Parks Committee in November.

- **Land and Water Conservation Fund Grant**

- After review of the grant requirements, particularly the lengthy process required to borrow dirt for the site for the Civic Center, staff has withdrawn the application and will apply again if there is another application cycle for this grant.

# Agenda Item 9

Director Reports

# Agenda Item 10

Correspondence/Information


Learn How To:

# Winterize Your Swamp Cooler

Learn how to save water and operate your swamp cooler efficiently by using the following tips. Use these tips in the fall before cold weather and freezing sets in.

## Winterizing Your Swamp Cooler

When the weather begins to cool, it is time to winterize your evaporative cooler. If you do these few simple things, you will minimize your cooler problems when the hot weather hits.



- Clean out the tray at the bottom of the cooler. Drain the water and gently scrape it out.
- Get rid of minerals in the bottom tray. Vinegar can be used to dissolve the buildup.
- Inspect the water trough for clogged holes. Clean as necessary.
  - Coat the entire tray with submarine sealer or another product to prevent rust.
  - Thoroughly dry the tray and inspect it for signs of cracking.
  - To prevent freezing of the cooler's water line, disconnect the water line from the cooler and blow out any water to prevent freezing.
  - Cover your cooler to protect it and to keep cold air out of your house.

*For more information and other useful tips, visit our website at [www.pphcsd.org](http://www.pphcsd.org) or follow us on Facebook and Instagram.*

4176 Warbler Road  
Phelan, CA 92371  
760-868-1212  
[www.pphcsd.org](http://www.pphcsd.org)



# Now it's easier than ever to pay Your Bill

Take advantage of all of our payment options to ensure you don't miss a payment.

And follow us on Facebook to stay up to date on when your bill is due!

## Did you know?

When you use your bank's bill pay, most banks now have the option to have your payment made next day or on whichever day you select.



**Auto Pay**- Establish a recurring monthly payment using your Visa\*, Mastercard\*, Discover Card\*, or your bank account.



**Pay by Phone**- We now offer the option of paying your bill over the phone with your credit card\*. Simply call 760-868-1212 and select option 1.



**Pay Online**- You can pay your bill online at your convenience at [pphcsd.org](http://pphcsd.org).



**Pay in Person or By Mail**- You may always pay in our office or by mail. We accept cash, check, and credit cards\*.

**\*A \$3 convenience fee applies to all credit card payments effective July 1, 2022.**



760-868-1212  
[www.pphcsd.org](http://www.pphcsd.org)

Phelan Piñon Hills  
Community Services District  
4176 Warbler Road  
Phelan, CA 92371







JOIN US FOR OUR  
**Fall Painting**  
Class

**Saturday, November 11, 2023**  
**9 AM - Ages 5-12**  
**11 AM - Ages 13 and Up**

RSVP Required: [www.pphcsd.org/events](http://www.pphcsd.org/events)  
Phelan Senior Center  
4128 Warbler Road  
Phelan, CA  
760-868-1212



**Go Play  
at the Park**

Phelan Piñon Hills CSD Parks and Recreation





Join Us for Our

# Merry Christmas

## PAINTING CLASS



DECEMBER 2

---

9 AM  
AGES 5 - 12

---



---

11 AM  
AGES 13 AND UP

---

---

RSVP Required:  
[www.pphcsd.org/events](http://www.pphcsd.org/events)  
Phelan Senior Center  
4128 Warbler Road  
Phelan, CA  
760-868-1212



★ 3RD ANNUAL  
*Christmas Tree*  
**LIGHTING CEREMONY**

★ Friday  
★ Dec. 1, 2023

Phelan Park  
4176 Warbler Rd

5:30 pm - Movie in the Park:  
Rudolph the Red Nose Reindeer

5:50 pm - Serrano Choir Performance

6:15 pm - Santa Arrives

6:30 pm - Tree Lighting Ceremony  
followed by Christmas Carol Singing

*Free Hot Chocolate  
and Candy Canes*

Bring a toy to donate to the  
SB County Fire Department's  
Spark of Love Toy Drive



# Christmas Baking Class



Come make  
Christmas cookies at our  
Kids Baking Class

Ages 5-17

December 9, 2023

10:00 a.m. - 12:00 p.m.

Phelan Senior Center  
4128 Warbler Road  
Phelan, CA

**RSVP Required: [www.pphcsd.org/sign-up-for-classes](http://www.pphcsd.org/sign-up-for-classes)**

*\*All minors must be accompanied by an adult.*



**Go Play  
at the Park**  
Phelan Piñon Hills CSD Parks and Recreation

4176 Warbler Rd  
Phelan, CA 92371  
760-868-1212  
[www.pphcsd.org](http://www.pphcsd.org)





### Notice of Water Rate Change

The District provides water service to approximately 7,200 customers, and monthly water service fees are the primary source of revenue to operate the water system. Revenues received from water service fees are used solely to fund the water enterprise. The objective of the proposed five-year rate schedule is to fully fund operations, address capital replacement, and adequately build-up reserves to meet reserve policies for Fiscal Year 2024-2028. In addition, the District needs to ensure adequate funding to address additional capital and operating expenses. The new rates for the District's water service fees were adopted by the Board on October 11, 2023, after a public hearing and several public meetings. The new rates are based on a comprehensive rate study prepared by an independent consultant.

**Water rates for all District customers are scheduled to change. The new rates will begin November 1, 2023, and will be reflected on your billing statement received in December.**

FIXED CHARGES - \$/MONTH						
METER SIZE	Current	Effective 11/1/2023	Effective 7/1/2024	Effective 7/1/2025	Effective 7/1/2026	Effective 7/1/2027
3/4"	\$25.63	<b>\$31.02</b>	\$35.76	\$39.75	\$45.88	\$53.13
1"	\$38.77	<b>\$46.70</b>	\$53.61	\$59.41	\$68.36	\$78.95
1 1/2"	\$71.64	<b>\$85.90</b>	\$98.22	\$108.56	\$124.56	\$143.50
2"	\$111.08	<b>\$132.94</b>	\$151.76	\$167.54	\$192.00	\$220.96
3"	\$235.96	<b>\$281.90</b>	\$321.31	\$354.31	\$405.56	\$466.25
4"	\$420.01	<b>\$501.42</b>	\$571.16	\$629.55	\$720.28	\$827.73
Chromium-6 Surchage	\$9.71	<b>\$9.71</b>	\$9.71	\$9.71	\$9.71	\$9.71

VARIABLE RATES - \$/UNIT (1 UNIT/HCF = 748 GALLONS)						
CUSTOMER CLASS	Current	Effective 11/1/2023	Effective 7/1/2024	Effective 7/1/2025	Effective 7/1/2026	Effective 7/1/2027
<b>RESIDENTIAL</b>						
Tier 1	\$3.08	<b>\$3.46</b>	\$4.04	\$4.55	\$5.20	\$5.96
Tier 2	\$3.51	<b>\$4.25</b>	\$4.97	\$6.27	\$7.28	\$8.36
Tier 3*	\$8.47	<b>N/A</b>	N/A	N/A	N/A	N/A
<b>COMMERCIAL</b>						
Tier 1	\$4.11	<b>\$3.46</b>	\$4.04	\$4.55	\$5.20	\$5.96
Tier 2	N/A	<b>\$4.25</b>	\$4.97	\$6.27	\$7.28	\$8.36
<b>INSTITUTIONAL</b>						
Tier 1	\$4.46	<b>\$3.46</b>	\$4.04	\$4.55	\$5.20	\$5.96
Tier 2	N/A	<b>\$4.25</b>	\$4.97	\$6.27	\$7.28	\$8.36

NEW TIER STRUCTURE – ALL CUSTOMER CLASSES						
TIER DEFINITIONS	Current	Effective 11/1/2023	Effective 7/1/2024	Effective 7/1/2025	Effective 7/1/2026	Effective 7/1/2027
Tier 1	0-9 units	<b>0-11 units</b>	0-11 units	0-9 units	0-8 units	0-7 units
Tier 2	9-29 units	<b>11+ units</b>	11+ units	9+ units	8+ units	7+ units
Tier 3*	29+ units	<b>N/A</b>	N/A	N/A	N/A	N/A

\*Effective 11/1/23, the District will only have Tier 1 and Tier 2 water rates; Tier 3 will be obsolete.

***If you have any questions, please contact the District at (760) 868-1212.  
For additional information, please visit our website at [www.pphcsd.org](http://www.pphcsd.org)***

# Agenda Item 11

Review of Action Items

# Agenda Item 12

Set Agenda for Next Meeting