

DISTRICT PROFILE

History

In February 2008, the citizens of Phelan and Piñon Hills overwhelmingly voted to separate the Water, Parks and Recreation, and Street Lighting Districts from the County and create a Community Services District. The Phelan Piñon Hills Community Service District was established through an election on February 5, 2008. With an 81% approval rating. The voters approved the formation of the District as a consolidation of three Special Districts: Zone-L70 Water, CSA-9 Phelan Parks and Street Lighting and CSA56-F1 Piñon Hills Parks. In 2012 the District activated Solid Waste and Recycling services.

The consolidation enabled the communities to establish a form of self-governance while maintaining their individual rural integrity. The 128 square mile District is the largest Community Service District in San Bernardino County. In March 2008, the Phelan Piñon Hills Community Services District was formed (LAFCO Resolution 2994), with a five-member Board of Directors elected to govern the District.

Governance

The District is governed by an elected, five-member Board of Directors. Board members are elected to a four year term, participating in the election process during even numbered years.

The Board of Directors' regularly scheduled meetings are on the second and fourth Wednesdays of each month at 5pm in the Phelan Community Center. Additionally, the Directors are assigned to at least two standing committees and some serve on ad hoc committees as needed. The committees have regularly scheduled monthly meetings for Engineering and Solid Waste and Recycling, and quarterly meetings for Parks & Recreation, Government Affairs, and Finances. These meetings are open to the Public whom are encouraged to attend.

District Services

The District provides the following within its service area:

- ◆ Water
- ◆ Park and Recreation
- ◆ Street Lighting
- ◆ Solid Waste and Recycling

BOARD OF DIRECTORS

Term Expires December

Charles Hays	President	2026
Greg Snyder	Vice President	2026
Rebecca Kujawa	Director	2024
Deborah Philips	Director	2024
Mark Roberts	Director	2024

DISTRICT MANAGEMENT

Donald Bartz	General Manager
Lori Lowrance	Assistant General Manager/CFO
Kim Sevy	Human Resources Manager/Executive Secretary
George Cardenas	Engineering Manager
Sean Wright	Water Operations Manager

MISSION STATEMENT

The mission of the Phelan Piñon Hills Community Services District is to provide authorized services and maximize resources for the benefit of the community.

Please visit the District's website at PPHCSD.ORG for additional information and upcoming events.



**Phelan Piñon Hills
Community Services District**

2024/2025 BUDGET



**WATER
PARKS AND RECREATION
STREET LIGHTING
SOLID WASTE AND RECYCLING**



Phelan Piñon Hills Community Services District
4176 Warbler Road, Phelan, CA 92371
760-868-1212

Budget in Brief

By the Numbers

Phelan Piñon Hills Community Services District

Water System:

Number of Pressure Zones	17
Miles of Water Main	348
Reservoirs	35
Wells	16
Booster Stations	25
Booster Pumps	69
Pressure Reducing Stations	33
Service Connections (Meters)	7,322

Parks and Recreation Facilities:

Number of Parks	2
Number of Community Centers	2
Number of Senior Centers	2

Street Lighting:

Number of Street Lights	92
Number of Lights at RR Crossings	1

Solid Waste and Recycling:

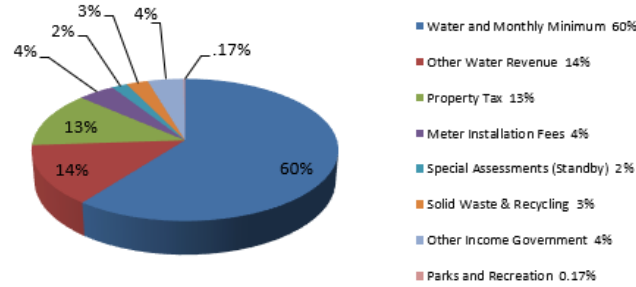
Number of Residential Customers	5,756
Number of Commercial Customers	109

Misc. Statistical Information

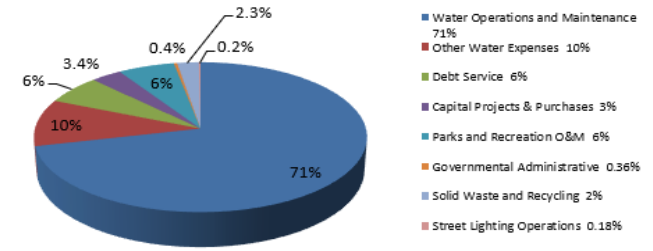
Population	25,719
Service Area	128 square miles
Employees	27 Full Time
Enterprise Fund Budget	\$ 10,918,269
Government Fund Budget	\$ 1,209,567
Capital Budget	\$ 452,500

FY 2023/2024 Budget in Brief

Resources



Expenditures



"Where the Money Comes From"

Revenue	2024/2025
Water and Monthly Minimum	58% \$8,902,265
Other Water Revenue	15% \$2,008,653
Property Tax	13% \$1,871,908
Meter Installation Fees	4% \$654,222
Special Assessments (Standby)	2% \$278,555
Solid Waste & Recycling	3% \$385,120
Other Income Government	6% \$638,424
Parks and Recreation	.15% \$24,840
TOTAL REVENUE	\$14,763,986

"Where the Money Goes"

Expenditures	2024/2025
Water Operations and Maintenance	74% \$9,559,718
Other Water Expenses	10% \$1,358,552
Debt Service	6% \$834,633
Capital Projects & Purchases	3% \$452,500
Parks and Recreation O&M	6% \$822,505
Governmental Administrative	1% \$48,383
Solid Waste and Recycling	.65% \$314,487
Street Lighting Operations	.16% \$24,191
TOTAL EXPENDITURES	\$13,414,969

Property Tax Revenue

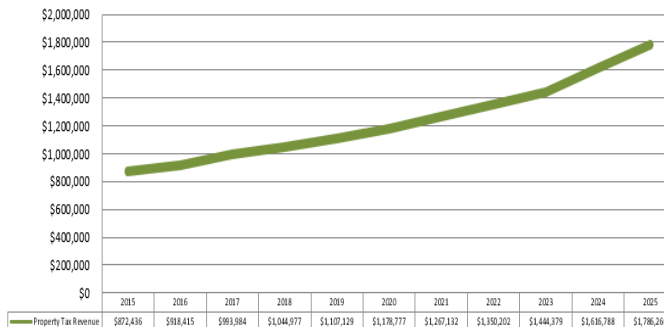


County's Share of General Tax Levy
\$21,194,549

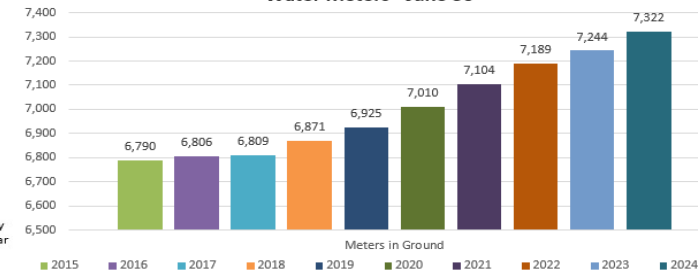
PPHCSD's Share of General Tax Levy
\$1,786,266 = 7.8 cents of each dollar

2024 2025 Budget Year - Finance and Budget Data/Property Tax Revenue

Property Tax Revenue



Water Meters - June 30



Water Production - Gallons Pumped

